



Customer Service  
PO Box 11813  
Harrisburg, PA 17108-1813

## SAN BERNARDINO COUNTY

## ACCOUNT STATEMENT

For the Month Ending  
**April 30, 2021**

### Client Management Team

**Kenneth Schiebel, CFA**

Managing Director  
213 Market Street  
Harrisburg, PA 17101-2141  
717-232-2723  
schiebelk@pfm.com

**Danny A. Nelson**

Senior Managing Consultant  
50 South 6th Street, Suite 2250  
Minneapolis, MN 55402  
612-371-3747  
nelsond@pfm.com

### Contents

Cover/Disclosures  
Summary Statement  
Individual Accounts

### Accounts included in Statement

76990800 SAN BERNARDINO COUNTY

SAN BERNARDINO COUNTY  
PARTH BHATT  
268 WEST HOSPITALITY LANE  
FIRST FLOOR  
SAN BERNARDINO, CA 92415-0360

**Online Access** [www.pfm.com](http://www.pfm.com)

**Customer Service** 1-717-232-2723



# Account Statement

For the Month Ending April 30, 2021

## Important Disclosures

### Important Disclosures

This statement is for general information purposes only and is not intended to provide specific advice or recommendations. PFM Asset Management LLC ("PFM") is an investment advisor registered with the Securities and Exchange Commission, and is required to maintain a written disclosure statement of our background and business experience. If you would like to receive a copy of our current disclosure statement, please contact Service Operations at the address below.

**Proxy Voting** PFM does not normally receive proxies to vote on behalf of its clients. However, it does on occasion receive consent requests. In the event a consent request is received the portfolio manager contacts the client and then proceeds according to their instructions. PFM's Proxy Voting Policy is available upon request by contacting Service Operations at the address below.

**Questions About an Account** PFM's monthly statement is intended to detail our investment advisory activity as well as the activity of any accounts held by clients in pools that are managed by PFM. The custodian bank maintains the control of assets and executes (i.e., settles) all investment transactions. The custodian statement is the official record of security and cash holdings and transactions. PFM recognizes that clients may use these reports to facilitate record keeping and that the custodian bank statement and the PFM statement should be reconciled and differences resolved. Many custodians use a settlement date basis which may result in the need to reconcile due to a timing difference.

**Account Control** PFM does not have the authority to withdraw funds from or deposit funds to the custodian. Our clients retain responsibility for their internal accounting policies; implementing and enforcing internal controls and generating ledger entries or otherwise recording transactions.

**Market Value** Generally, PFM's market prices are derived from closing bid prices as of the last business day of the month as supplied by Refinitiv or Bloomberg. Where prices are not available from generally recognized sources the securities are priced using a yield-based matrix system to arrive at an estimated market value. Prices that fall between data points are interpolated. Non-negotiable FDIC-insured bank certificates of deposit are priced at par. Although PFM believes the prices to be reliable, the values of the securities do not always represent the prices at which the securities could have been bought or sold. Explanation of the valuation methods for a registered investment company, local government investment program, or TERM funds is contained in the appropriate fund offering documentation or information statement.

**Amortized Cost** The original cost of the principal of the security is adjusted for the amount of the periodic reduction of any discount or premium from the purchase date until the date of the report. Discount or premium with respect to short term securities (those with less than one year to maturity at time of issuance) is amortized on a straightline basis. Such discount or premium with respect to longer term securities is amortized using the constant yield basis.

**Tax Reporting** Cost data and realized gains / losses are provided for informational purposes only. Please review for accuracy and consult your tax advisor to determine the tax consequences of your security transactions. PFM does not report such information to the IRS or other taxing authorities and is not responsible for the accuracy of such information that may be required to be reported to federal, state or other taxing authorities.

**Financial Situation** In order to better serve you, PFM should be promptly notified of any material change in your investment objective or financial situation.

**Callable Securities** Securities subject to redemption prior to maturity may be redeemed in whole or in part before maturity, which could affect the yield represented.

**Portfolio** The securities in this portfolio, including shares of mutual funds, are not guaranteed or otherwise protected by PFM, the FDIC (except for certain non-negotiable certificates of deposit) or any government agency. Investment in securities involves risks, including the possible loss of the amount invested. Actual settlement values, accrued interest, and amortized cost amounts may vary for securities subject to an adjustable interest rate or subject to principal paydowns. Any changes to the values shown may be reflected within the next monthly statement's beginning values.

**Rating** Information provided for ratings is based upon a good faith inquiry of selected sources, but its accuracy and completeness cannot be guaranteed.

Shares of some money market and TERM funds are marketed through representatives of PFM's wholly owned subsidiary, PFM Fund Distributors, Inc. PFM Fund Distributors, Inc. is registered with the SEC as a broker/dealer and is a member of the Financial Industry Regulatory Authority ("FINRA") and the Municipal Securities Rulemaking Board ("MSRB"). You may reach the FINRA by calling the FINRA Regulator Public Disclosure Hotline at 1-888-289-9999 or at the FINRA Regulation Internet website address [www.nasd.com](http://www.nasd.com). A brochure describing the FINRA Regulation Public Disclosure Program is also available from the FINRA upon request.

#### Key Terms and Definitions

**Dividends** on money market funds consist of interest earned, plus any discount ratably amortized to the date of maturity, plus all realized gains and losses on the sale of securities prior to maturity, less ratable amortization of any premium and all accrued expenses to the fund. Dividends are accrued daily and may be paid either monthly or quarterly. The monthly earnings on this statement represent the estimated dividend accrued for the month for any program that distributes earnings on a quarterly basis. There is no guarantee that the estimated amount will be paid on the actual distribution date.

**Current Yield** is the net change, exclusive of capital changes and income other than investment income, in the value of a hypothetical fund account with a balance of one share over the seven-day base period including the statement date, expressed as a percentage of the value of one share (normally \$1.00 per share) at the beginning of the seven-day period. This resulting net change in account value is then annualized by multiplying it by

365 and dividing the result by 7. The yields quoted should not be considered a representation of the yield of the fund in the future, since the yield is not fixed. **Average maturity** represents the average maturity of all securities and investments of a portfolio, determined by multiplying the par or principal value of each security or investment by its maturity (days or years), summing the products, and dividing the sum by the total principal value of the portfolio. The stated maturity date of mortgage backed or callable securities are used in this statement. However the actual maturity of these securities could vary depending on the level or prepayments on the underlying mortgages or whether a callable security has or is still able to be called.

**Monthly distribution yield** represents the net change in the value of one share (normally \$1.00 per share) resulting from all dividends declared during the month by a fund expressed as a percentage of the value of one share at the beginning of the month. This resulting net change is then annualized by multiplying it by 365 and dividing it by the number of calendar days in the month. **YTM at Cost** The yield to maturity at cost is the expected rate of return, based on the original cost, the annual interest receipts, maturity value and the time period from purchase date to maturity, stated as a percentage, on an annualized basis.

**YTM at Market** The yield to maturity at market is the rate of return, based on the current market value, the annual interest receipts, maturity value and the time period remaining until maturity, stated as a percentage, on an annualized basis. **Managed Account A** portfolio of investments managed discretely by PFM according to the client's specific investment policy and requirements. The investments are directly owned by the client and held by the client's custodian. **Unsettled Trade A** trade which has been executed however the final consummation of the security transaction and payment has not yet taken place.

Please review the detail pages of this statement carefully. If you think your statement is wrong, missing account information, or if you need more information about a transaction, please contact PFM within 60 days of receipt. If you have other concerns or questions regarding your account you should contact a member of your client management team or PFM Service Operations at the address below.

PFM Asset Management LLC  
Attn: Service Operations  
213 Market Street  
Harrisburg, PA 17101



**Account Statement**  
For the Month Ending **April 30, 2021**

**Consolidated Summary Statement**

SAN BERNARDINO COUNTY

**Portfolio Summary**

Portfolio Holdings	Cash Dividends and Income	Closing Market Value
PFM Managed Account	5,186,053.15	9,548,327,720.94
Cash Balance	0.00	210,370,475.31
<b>Total</b>	<b>\$5,186,053.15</b>	<b>\$9,758,698,196.25</b>

**Investment Allocation**

Investment Type	Closing Market Value	Percent
Asset-Backed Security	142,085,025.18	1.46
Bank Note	45,512,188.00	0.47
Certificate of Deposit	1,909,928,199.67	19.57
Commercial Paper	1,785,383,373.00	18.30
Corporate Note	198,589,461.70	2.03
Federal Agency Collateralized Mortgage Obligation	150,449,381.47	1.54
Federal Agency Bond / Note	2,727,230,914.42	27.94
Federally Insured Cash Account	25,000,000.00	0.26
Joint Powers Authority	465,000,000.00	4.76
Money Market Mutual Fund	2,000,000.00	0.02
NOW Account	200,000,000.00	2.05
Supra-National Agency Bond / Note	303,828,860.00	3.11
U.S. Treasury Bond / Note	1,593,320,317.50	16.33
Cash Balance	210,370,475.31	2.16
<b>Total</b>	<b>\$9,758,698,196.25</b>	<b>100.00%</b>



**Account Statement**  
For the Month Ending **April 30, 2021**

**Consolidated Summary Statement**

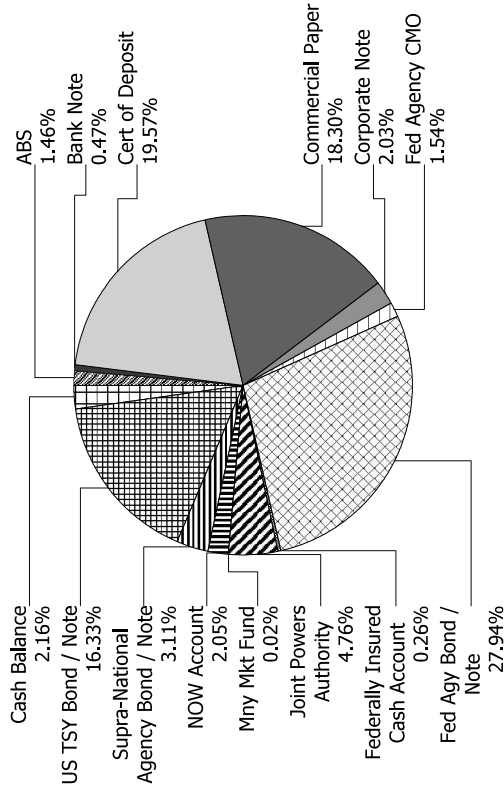
SAN BERNARDINO COUNTY

**Maturity Distribution (Fixed Income Holdings)**

Portfolio Holdings	Closing Market Value	Percent
Under 30 days	1,888,495,834.74	19.34
31 to 60 days	452,457,370.50	4.63
61 to 90 days	875,254,378.10	8.97
91 to 180 days	1,481,094,037.34	15.18
181 days to 1 year	922,859,085.88	9.46
1 to 2 years	1,175,681,601.53	12.05
2 to 3 years	1,573,933,572.41	16.13
3 to 4 years	1,046,683,963.93	10.73
4 to 5 years	342,238,351.82	3.51
Over 5 years	0.00	0.00
<b>Total</b>	<b>\$9,758,698,196.25</b>	<b>100.00%</b>

**Weighted Average Days to Maturity 441**

**Sector Allocation**





## Managed Account Summary Statement

For the Month Ending **April 30, 2021**

SAN BERNARDINO COUNTY - 76990800

### Transaction Summary - Managed Account

#### Opening Market Value

Maturities/Calls	\$9,287,339,624.61
Principal Dispositions	(1,739,192,494.26)
Principal Acquisitions	(175,000,000.00)
Unsettled Trades	2,176,163,240.49
Change in Current Value	0.00
	(982,649.90)
<b>Closing Market Value</b>	<b>\$9,548,327,720.94</b>

### Cash Transactions Summary - Managed Account

Maturities/Calls	1,722,401,250.00
Sale Proceeds	175,000,000.00
Coupon/Interest/Dividend Income	3,688,629.41
Principal Payments	18,192,494.26
Security Purchases	(2,276,141,490.49)
Net Cash Contribution	356,859,116.82
Reconciling Transactions	0.00

### Earnings Reconciliation (Cash Basis) - Managed Account

Interest/Dividends/Coupons Received	5,089,879.41
Less Purchased Interest Related to Interest/Coupons	(54,375.00)
Plus Net Realized Gains/Losses	150,548.74
<b>Total Cash Basis Earnings</b>	<b>\$5,186,053.15</b>

### Cash Balance

**Closing Cash Balance** **\$0.00**

### Earnings Reconciliation (Accrual Basis)

	Total
Ending Amortized Value of Securities	9,465,710,534.29
Ending Accrued Interest	20,276,943.55
Plus Proceeds from Sales	175,000,000.00
Plus Proceeds of Maturities/Calls/Principal Payments	1,740,593,744.26
Plus Coupons/Dividends Received	3,688,629.41
Less Cost of New Purchases	(2,176,217,615.49)
Less Beginning Amortized Value of Securities	(9,203,656,351.75)
Less Beginning Accrued Interest	(19,015,749.39)
<b>Total Accrual Basis Earnings</b>	<b>\$6,380,134.88</b>



## Portfolio Summary and Statistics

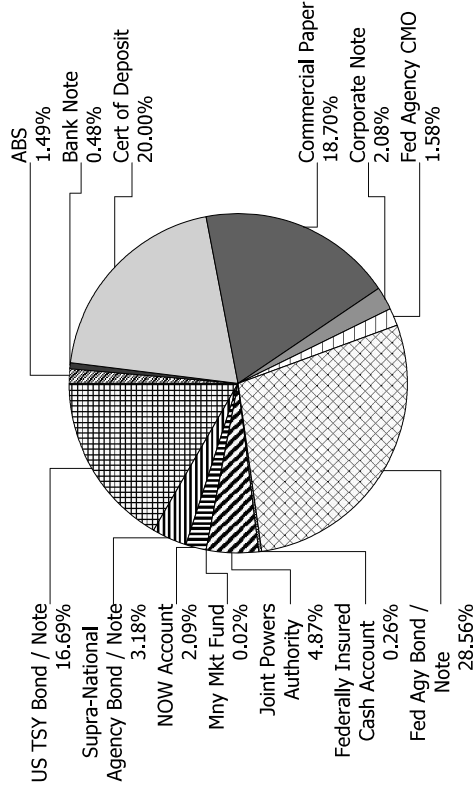
For the Month Ending **April 30, 2021**

SAN BERNARDINO COUNTY - 76990800

### Account Summary

Description	Par Value	Market Value	Percent
U.S. Treasury Bond / Note	1,550,000,000.00	1,593,320,317.50	16.69
Supra-National Agency Bond / Note	300,000,000.00	303,828,860.00	3.18
NOW Account	200,000,000.00	200,000,000.00	2.09
Money Market Mutual Fund	2,000,000.00	2,000,000.00	0.02
Joint Powers Authority	465,000,000.00	465,000,000.00	4.87
Federally Insured Cash Account	25,000,000.00	25,000,000.00	0.26
Federal Agency Collateralized Mortgage Obligation	142,659,982.80	150,449,381.47	1.58
Federal Agency Bond / Note	2,692,240,000.00	2,727,230,914.42	28.56
Corporate Note	197,300,000.00	198,589,461.70	2.08
Commercial Paper	1,786,000,000.00	1,785,383,373.00	18.70
Certificate of Deposit	1,910,000,000.00	1,909,928,199.67	20.00
Bank Note	45,000,000.00	45,512,188.00	0.48
Asset-Backed Security	140,312,958.81	142,085,025.18	1.49
<b>Managed Account Sub-Total</b>	<b>9,455,512,941.61</b>	<b>9,548,327,720.94</b>	<b>100.00%</b>
Accrued Interest		20,276,943.55	
<b>Total Portfolio</b>	<b>9,455,512,941.61</b>	<b>9,568,604,664.49</b>	

### Sector Allocation



**Unsettled Trades**

**0.00**

**0.00**

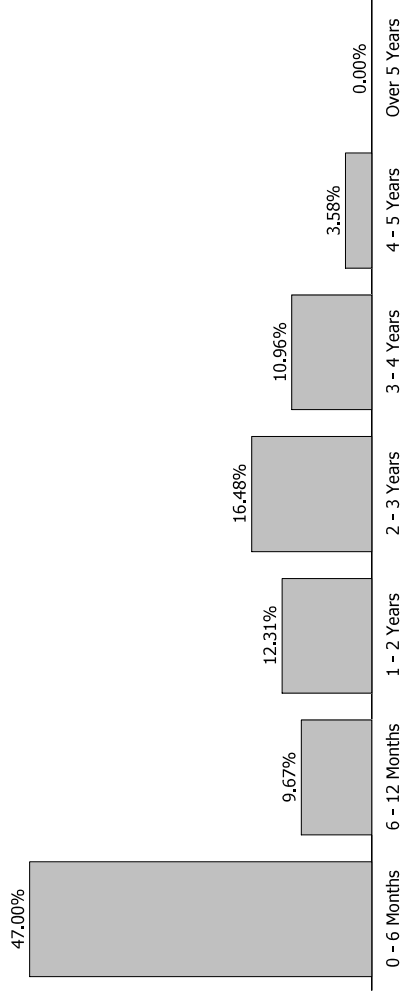


## Portfolio Summary and Statistics

For the Month Ending **April 30, 2021**

SAN BERNARDINO COUNTY - 76990800

### Maturity Distribution



### Characteristics

Yield to Maturity at Cost	0.83%
Yield to Maturity at Market	0.25%
Weighted Average Days to Maturity	450



## Managed Account Issuer Summary

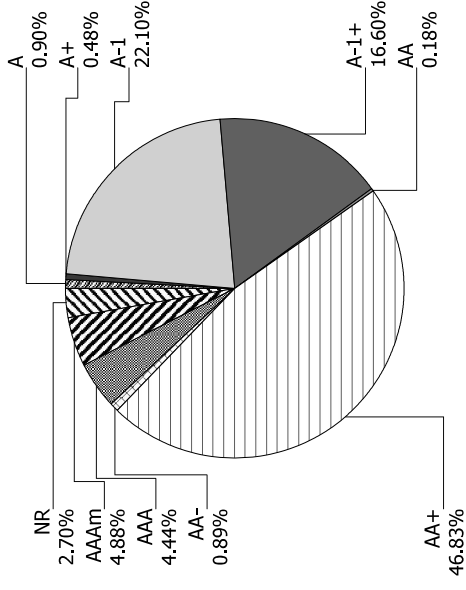
For the Month Ending April 30, 2021

SAN BERNARDINO COUNTY - 76990800

### Issuer Summary

### Credit Quality (S&P Ratings)

Issuer	Market Value of Holdings	Percent
BANK OF AMERICA CO	149,924,804.20	1.57
BANK OF MONTREAL	199,990,319.20	2.09
BANK OF NOVA SCOTIA	250,044,981.05	2.62
BANK OF THE WEST	200,000,000.00	2.09
BNP PARIBAS	74,985,450.00	0.79
CAMP	465,000,000.00	4.87
CHASE ISSURANCE	18,427,727.80	0.19
CHEVRON CORPORATION	74,511,323.50	0.78
CREDIT AGRICOLE SA	185,983,148.00	1.95
DEERE & COMPANY	31,274,840.00	0.33
EXXON MOBIL CORP	153,004,264.00	1.60
FAIRWAY FINANCE COMPANY LLC	99,986,200.00	1.05
FANNIE MAE	918,812,775.00	9.62
FEDERAL FARM CREDIT BANKS	497,927,165.00	5.21
FEDERAL HOME LOAN BANKS	498,388,435.62	5.22
FEDERATED GOVT OBLIGATIONS FUNDS	1,000,000.00	0.01
FIDELITY TREASURY MF	1,000,000.00	0.01
FREDDIE MAC	962,551,920.27	10.08
HONDA AUTO RECEIVABLES	40,044,464.76	0.42
HYUNDAI AUTO RECEIVABLES	4,029,051.83	0.04
INTER-AMERICAN DEVELOPMENT BANK	72,700,325.00	0.76
INTL BANK OF RECONSTRUCTION AND DEV	231,128,535.00	2.42
JOHN DEERE OWNER TRUST	12,033,036.14	0.13
JP MORGAN CHASE & CO	299,843,650.00	3.14
LIBERTY STREET FUNDING LLC	24,983,825.00	0.26
MERCEDES-BENZ AUTO LEASE TRUST	8,159,647.93	0.09
MERCEDES-BENZ AUTO RECEIVABLES	7,470,870.71	0.08
MICROSOFT CORP	9,824,539.20	0.10
NATIXIS NY BRANCH	199,951,500.00	2.09
NORDEA BANK ABP	200,013,546.95	2.09
RABOBANK NEDERLAND	299,893,625.00	3.14
ROYAL BANK OF CANADA	299,973,985.40	3.14







### Managed Account Issuer Summary

SAN BERNARDINO COUNTY - 76990800

Issuer	Market Value of Holdings	Percent
STARIRD FUNDING CORP	24,989,900.00	0.26
STONECASTLE FICA	25,000,000.00	0.26
SVENSKA HANDELSBANKEN AB	300,010,653.85	3.14
SWEDBANK AB	299,982,523.11	3.14
THE BANK OF NEW YORK MELLON CORPORATION	55,097,065.00	0.58
TORONTO-DOMINION BANK	309,910,485.91	3.25
Toyota Lease Owner Trust	10,502,485.09	0.11
TOYOTA MOTOR CORP	341,668,980.92	3.58
UNITED STATES TREASURY	1,593,320,317.50	16.70
US BANCORP	57,792,956.00	0.61
WAL-MART STORES INC	17,062,917.00	0.18
WELLS FARGO & COMPANY	20,125,480.00	0.21
<b>Total</b>	<b>\$9,548,327,720.94</b>	<b>100.00%</b>



## Managed Account Detail of Securities Held

For the Month Ending **April 30, 2021**

SAN BERNARDINO COUNTY - 76990800

Security Type / Description	Dated Date / Coupon / Maturity	CUSIP	S&P Rating	Moody's Rating	Trade Date	Settle Date	Original Cost	YTM at Cost	Accrued Interest	Amortized Cost	Market Value
U.S. Treasury Bond / Note											
US TREASURY NOTES	DTD 05/31/2016 1.375% 05/31/2021	912828R77	AA+	Aaa	12/20/16	12/21/16	24,334,960.94	2.00	143,543.96	24,987,699.65	25,023,437.50
US TREASURY NOTES	DTD 05/31/2014 2.000% 05/31/2021	912828WN6	AA+	Aaa	12/02/16	12/05/16	50,447,265.63	1.79	417,582.42	50,008,191.68	50,070,310.00
US TREASURY NOTES	DTD 07/31/2014 2.250% 07/31/2021	912828WY2	AA+	Aaa	04/29/19	04/30/19	99,925,781.25	2.28	559,392.27	99,991,793.55	100,546,880.00
US TREASURY NOTES	DTD 09/30/2016 1.125% 09/30/2021	912828T34	AA+	Aaa	11/29/17	11/30/17	24,198,242.19	2.00	23,821.72	24,912,952.01	25,113,280.00
US TREASURY NOTES	DTD 12/01/2014 1.875% 11/30/2021	912828G53	AA+	Aaa	12/20/16	12/21/16	24,734,375.00	2.10	195,741.76	24,968,654.78	25,265,625.00
US TREASURY NOTES	DTD 02/02/2015 1.500% 01/31/2022	912828H86	AA+	Aaa	02/15/17	02/16/17	48,779,296.88	2.02	186,464.09	49,814,534.06	50,539,060.00
US TREASURY NOTES	DTD 02/28/2017 1.875% 02/28/2022	912828W55	AA+	Aaa	11/29/17	11/30/17	24,823,242.19	2.05	78,974.18	24,965,468.98	25,371,095.00
US TREASURY NOTES	DTD 06/30/2020 0.125% 06/30/2022	912828ZX1	AA+	Aaa	03/29/21	03/30/21	100,039,062.50	0.09	41,781.77	100,036,327.27	100,046,880.00
US TREASURY NOTES	DTD 06/30/2020 0.125% 06/30/2022	912828ZX1	AA+	Aaa	03/29/21	03/30/21	100,046,875.00	0.09	41,781.77	100,043,592.72	100,046,880.00
US TREASURY NOTES	DTD 07/31/2017 1.875% 07/31/2022	9128282P4	AA+	Aaa	04/29/19	04/30/19	98,746,093.75	2.28	466,160.22	99,518,702.65	102,218,750.00
US TREASURY NOTES	DTD 11/02/2015 1.875% 10/31/2022	912828M49	AA+	Aaa	11/29/17	11/30/17	24,739,257.81	2.10	1,273.78	24,920,441.69	25,648,437.50
US TREASURY NOTES	DTD 05/31/2016 1.625% 05/31/2023	912828R69	AA+	Aaa	04/05/19	04/08/19	48,658,203.13	2.31	339,285.71	49,326,442.79	51,492,190.00
US TREASURY NOTES	DTD 06/30/2016 1.375% 06/30/2023	912828S35	AA+	Aaa	11/08/19	11/12/19	24,701,171.88	1.72	114,899.86	24,821,965.15	25,632,812.50
US TREASURY NOTES	DTD 06/30/2016 1.375% 06/30/2023	912828S35	AA+	Aaa	04/03/19	04/04/19	48,123,046.88	2.31	229,799.72	49,042,123.41	51,265,625.00



## Managed Account Detail of Securities Held

For the Month Ending **April 30, 2021**

**SAN BERNARDINO COUNTY - 76990800**

Security Type / Description	Dated Date / Coupon / Maturity	CUSIP	S&P Rating	Moody's Rating	Trade Date	Settle Date	Original Cost	YTM at Cost	Accrued Interest	Amortized Cost	Market Value
<b>U.S. Treasury Bond / Note</b>											
US TREASURY NOTES	DTD 07/02/2018 2.625% 06/30/2023	9128284U1	AA+	Aaa	04/05/19	04/08/19	50,634,765.63	2.31	438,708.56	50,324,782.93	52,625,000.00
US TREASURY NOTES	DTD 06/30/2016 1.375% 06/30/2023	912828S35	AA+	Aaa	04/15/19	04/16/19	96,035,156.25	2.37	459,599.45	97,960,790.00	102,531,250.00
US TREASURY NOTES	DTD 08/01/2016 1.250% 07/31/2023	912828S92	AA+	Aaa	03/27/19	03/28/19	96,265,625.00	2.15	310,773.48	98,066,884.06	102,328,120.00
US TREASURY NOTES	DTD 08/31/2016 1.375% 08/31/2023	912828D1	AA+	Aaa	03/28/19	03/29/19	96,562,500.00	2.20	231,657.61	98,187,654.70	102,687,500.00
US TREASURY NOTES	DTD 05/15/2014 2.500% 05/15/2024	912828WJ5	AA+	Aaa	09/30/19	10/01/19	52,062,500.00	1.57	576,657.46	51,356,264.81	53,257,810.00
US TREASURY NOTES	DTD 05/15/2014 2.500% 05/15/2024	912828WJ5	AA+	Aaa	12/23/19	12/26/19	51,611,328.13	1.73	576,657.46	51,116,463.31	53,257,810.00
US TREASURY NOTES	DTD 06/30/2017 2.000% 06/30/2024	912828XX3	AA+	Aaa	09/25/19	09/26/19	50,886,718.75	1.61	334,254.14	50,589,446.16	52,546,875.00
US TREASURY NOTES	DTD 06/30/2017 2.000% 06/30/2024	912828XX3	AA+	Aaa	10/31/19	11/01/19	51,017,578.13	1.55	334,254.14	50,690,734.19	52,546,875.00
US TREASURY NOTES	DTD 06/30/2017 2.000% 06/30/2024	912828XX3	AA+	Aaa	11/01/19	11/04/19	50,935,546.88	1.58	334,254.14	50,636,171.88	52,546,875.00
US TREASURY NOTES	DTD 06/30/2019 1.750% 06/30/2024	9128286Z8	AA+	Aaa	12/11/19	12/12/19	50,173,828.13	1.67	292,472.38	50,120,905.73	52,148,440.00
US TREASURY NOTES	DTD 07/31/2017 2.125% 07/31/2024	9128282N9	AA+	Aaa	10/10/19	10/11/19	51,474,609.38	1.49	264,157.46	50,997,356.89	52,781,250.00
US TREASURY NOTES	DTD 02/17/2015 2.000% 02/15/2025	912828JZ7	AA+	Aaa	12/19/19	12/20/19	50,576,171.88	1.77	207,182.32	50,423,871.67	52,750,000.00
US TREASURY NOTES	DTD 05/15/2015 2.125% 05/15/2025	912828XB1	AA+	Aaa	12/09/19	12/10/19	51,109,375.00	1.70	490,158.84	50,825,178.08	53,031,250.00
<b>Security Type Sub-Total</b>							<b>1,541,642,578.19</b>	<b>1.76</b>	<b>7,691,290.67</b>	<b>1,548,655,394.80</b>	<b>1,593,320,317.50</b>

**1,550,000,000.00**



## Managed Account Detail of Securities Held

For the Month Ending **April 30, 2021**

SAN BERNARDINO COUNTY - 76990800

Security Type/Description	S&P Rating	Moody's Rating	Trade Date	Settle Date	Original Cost	YTM at Cost	Accrued Interest	Amortized Cost	Market Value
Dated Date/Coupon/Maturity	CUSIP	Par	Rating	Rating	Date	Cost	at Cost	Interest	Value
<b>Supra-National Agency Bond / Note</b>									
INTL BANK OF RECONSTRUCTION AND DEV NOTE DTD 07/25/2018 2.750% 07/23/2021	AAA	Aaa	07/18/18	07/25/18	49,883,000.00	2.83	374,305.56	49,991,123.40	50,287,200.00
INTL BANK OF RECON AND DEV GLOBAL NOTES DTD 12/13/2017 2.125% 12/13/2021	AAA	Aaa	12/12/17	12/13/17	19,955,000.00	2.18	162,916.67	19,993,039.01	20,246,200.00
INTL BANK OF RECONSTRUCTION AND DEV NOTE DTD 01/26/2017 2.000% 01/26/2022	AAA	Aaa	02/04/21	02/08/21	50,897,300.00	0.14	263,888.89	50,688,269.89	50,675,950.00
INTER-AMERICAN DEVELOPMENT BANK NOTE DTD 09/26/2018 3.000% 09/26/2022	AAA	Aaa	09/20/18	09/26/18	24,944,000.00	3.06	72,916.67	24,980,336.76	25,976,275.00
INTL BK OF RECON AND DEV NOTE DTD 04/20/2021 0.125% 04/20/2023	AAA	Aaa	04/13/21	04/20/21	74,844,750.00	0.23	2,864.59	74,847,089.38	74,883,675.00
INTER-AMERICAN DEVEL BK CORPORATE NOTES DTD 04/24/2020 0.500% 05/24/2023	AAA	Aaa	04/17/20	04/24/20	19,993,200.00	0.51	43,611.11	19,995,448.53	20,108,900.00
INTER-AMERICAN DEVELOPMENT BANK NOTE DTD 10/04/2013 3.000% 10/04/2023	AAA	Aaa	03/14/19	03/21/19	25,480,000.00	2.55	56,250.00	25,256,501.81	26,615,150.00
INTL BK RECON & DEVELOP CORPORATE NOTES DTD 11/24/2020 0.250% 11/24/2023	AAA	Aaa	11/17/20	11/24/20	24,946,250.00	0.32	27,256.94	24,954,005.71	24,952,750.00
INTL BANK OF RECON AND DEV SN (FLOATER) DTD 06/16/2020 0.400% 06/17/2024	AAA	Aaa	06/09/20	06/16/20	10,000,000.00	0.48	5,000.00	10,000,000.00	10,082,760.00
<b>Security Type Sub-Total</b>	<b>300,000,000.00</b>				<b>300,943,500.00</b>	<b>1.26</b>	<b>1,009,010.43</b>	<b>300,705,814.49</b>	<b>303,828,860.00</b>

**NOW Account**

BANK OF THE WEST MONEY MARKET FUND	BKOFWEST7	22,000,000.00	NR	NR	04/13/21	04/13/21	0.00	22,000,000.00	22,000,000.00
------------------------------------	-----------	---------------	----	----	----------	----------	------	---------------	---------------



## Managed Account Detail of Securities Held

For the Month Ending **April 30, 2021**

SAN BERNARDINO COUNTY - 76990800

Security Type/Description	Dated Date/Coupon/Maturity	CUSIP	S&P Rating	Moody's Rating	Trade Date	Settle Date	Original Cost	YTM at Cost	Accrued Interest	Amortized Cost	Market Value
<b>NOW Account</b>											
BANK OF THE WEST MONEY MARKET FUND	BKOFWEST7	BKOFWEST7	NR	NR	03/26/20	03/26/20	28,000,000.00	0.10	0.00	28,000,000.00	28,000,000.00
BANK OF THE WEST MONEY MARKET FUND	BKOFWEST7	BKOFWEST7	NR	NR	04/12/21	04/12/21	150,000,000.00	0.10	0.00	150,000,000.00	150,000,000.00
<b>Security Type Sub-Total</b>							<b>200,000,000.00</b>	<b>0.10</b>	<b>0.00</b>	<b>200,000,000.00</b>	<b>200,000,000.00</b>
<b>Money Market Mutual Fund</b>											
FEDERATED GOVT OBLIGATIONS FUND	608919718		AAA	NR	08/31/20	08/31/20	1,000,000.00	0.02	0.00	1,000,000.00	1,000,000.00
FIDELITY GOV'T MM FUND 2642	31607A703		AAA	AAA	12/11/20	12/11/20	1,000,000.00	0.01	0.00	1,000,000.00	1,000,000.00
<b>Security Type Sub-Total</b>							<b>2,000,000.00</b>	<b>0.02</b>	<b>0.00</b>	<b>2,000,000.00</b>	<b>2,000,000.00</b>
<b>Joint Powers Authority</b>											
CALIFORNIA ASSET MANAGEMENT PROGRAM	CAMPF025		AAA	NR	04/05/21	04/05/21	44,000,000.00	0.05	0.00	44,000,000.00	44,000,000.00
CALIFORNIA ASSET MANAGEMENT PROGRAM	CAMPF025		AAA	NR	04/05/21	04/05/21	136,000,000.00	0.05	0.00	136,000,000.00	136,000,000.00
CALIFORNIA ASSET MANAGEMENT PROGRAM	CAMPF025		AAA	NR	04/06/21	04/06/21	285,000,000.00	0.05	0.00	285,000,000.00	285,000,000.00
<b>Security Type Sub-Total</b>							<b>465,000,000.00</b>	<b>0.05</b>	<b>0.00</b>	<b>465,000,000.00</b>	<b>465,000,000.00</b>
<b>Federally Insured Cash Account</b>											
STONECASTLE FICA	FICAMF003		NR	NR	08/30/19	08/30/19	25,000,000.00	0.05	0.00	25,000,000.00	25,000,000.00
<b>Security Type Sub-Total</b>							<b>25,000,000.00</b>	<b>0.05</b>	<b>0.00</b>	<b>25,000,000.00</b>	<b>25,000,000.00</b>
<b>Federal Agency Collateralized Mortgage Obligation</b>											
FHMS K033 A2		3137B4WB8	AA+	Aaa	12/01/20	12/04/20	2,978,718.75	0.56	7,140.00	2,950,550.09	2,946,211.94
DTD 10/01/2013 3.060% 07/01/2023											
FHMS K726 A1		3137BYLE8	AA+	Aaa	04/27/21	04/30/21	26,863,281.25	-0.29	56,250.00	26,861,229.18	26,614,326.50
DTD 06/01/2017 2.700% 10/25/2023											



## Managed Account Detail of Securities Held

For the Month Ending **April 30, 2021**

**SAN BERNARDINO COUNTY - 76990800**

Security Type/Description	Dated Date/Coupon/Maturity	CUSIP	S&P Rating	Moody's Rating	Trade Date	Settle Date	Original Cost	YTM at Cost	Accrued Interest	Amortized Cost	Market Value
<b>Federal Agency Collateralized Mortgage Obligation</b>											
FHMS KMP1 A2	DTD 09/01/2017 2.982% 08/01/2024	3137FATE8	AA+	Aaa	02/24/21	03/01/21	54,023,437.50	0.60	124,250.00	53,826,936.55	53,238,070.00
FHMS K729 A2	DTD 12/01/2017 3.136% 10/01/2024	3137FCM43	AA+	Aaa	01/27/21	01/29/21	17,969,531.25	0.68	43,120.00	17,868,713.30	17,670,592.01
FHMS K045 A2	DTD 05/01/2015 3.023% 01/01/2025	3137BHXJ1	AA+	Aaa	12/14/20	12/17/20	27,465,820.31	0.55	62,979.17	27,240,287.96	26,883,688.00
FHMS KJ32 A1	DTD 11/01/2020 0.516% 06/01/2025	3137F2U8	AA+	Aaa	11/19/20	11/30/20	2,427,435.97	0.52	1,043.80	2,427,436.87	2,376,861.69
FRESB 2021-SB82 A5	DTD 01/01/2021 0.670% 11/01/2025	30318CAA5	AA+	Aaa	01/13/21	01/22/21	1,505,841.68	0.57	836.66	1,505,424.53	1,505,841.68
FRESB 2021-SB82 A5	DTD 01/01/2021 0.670% 11/01/2025	30318CAA5	AA+	Aaa	01/13/21	01/22/21	3,513,630.57	0.57	1,952.20	3,512,657.22	3,513,630.57
FHMS KJ33 A1	DTD 02/01/2021 0.440% 12/01/2025	3137F9ZD6	AA+	Aaa	02/17/21	02/26/21	11,945,388.89	0.44	4,380.12	11,945,402.96	11,689,624.56
FRESB 2021-SB83	DTD 02/01/2021 0.670% 01/01/2026	30318NAA1	AA+	Aaa	02/10/21	02/19/21	4,010,534.52	0.57	2,228.75	4,009,785.55	4,010,534.52
<b>Security Type Sub-Total</b>							<b>152,703,620.69</b>	<b>0.43</b>	<b>304,180.70</b>	<b>152,148,424.21</b>	<b>150,449,381.47</b>
<b>Federal Agency Bond / Note</b>											
FREDDIE MAC NOTES (CALLED, OMD 05/04/23)	DTD 05/04/2020 0.450% 05/04/2021	3134GVRD2	AA+	Aaa	05/01/20	05/04/20	50,000,000.00	0.45	110,625.00	50,000,000.00	50,000,550.00
FEDERAL FARM CREDIT BANK NOTES	DTD 11/26/2018 2.875% 05/26/2021	3133EJW70	AA+	Aaa	11/26/18	11/27/18	24,955,750.00	2.95	309,461.81	24,998,785.68	25,045,475.00
FEDERAL FARM CREDIT BANK NOTES	DTD 11/26/2018 2.875% 05/26/2021	3133EJW70	AA+	Aaa	11/20/18	11/26/18	49,966,000.00	2.90	618,923.61	49,999,067.98	50,090,950.00
FANNIE MAE NOTES	DTD 06/25/2018 2.750% 06/22/2021	3135GOU35	AA+	Aaa	06/22/18	06/25/18	74,982,750.00	2.76	739,062.50	74,999,179.32	75,277,875.00



## Managed Account Detail of Securities Held

For the Month Ending **April 30, 2021**

**SAN BERNARDINO COUNTY - 76990800**

Security Type/Description	Dated Date/Coupon/Maturity	CUSIP	Par	S&P Rating	Moody's Rating	Trade Date	Settle Date	Original Cost	YTM at Cost	Accrued Interest	Amortized Cost	Market Value
Federal Agency Bond / Note												
FHLB NOTES	DTD 03/05/2012 2.375% 09/10/2021	313378JP7	20,000,000.00	AA+	Aaa	08/29/19	08/30/19	20,321,600.00	1.57	67,291.67	20,057,211.86	20,165,680.00
FEDERAL HOME LOAN BANKS NOTES	DTD 10/12/2018 3.000% 10/12/2021	3130AF5B9	50,000,000.00	AA+	Aaa	10/11/18	10/12/18	49,967,500.00	3.02	79,166.67	49,995,136.86	50,650,200.00
FEDERAL HOME LOAN BANKS NOTES	DTD 11/08/2019 1.625% 11/19/2021	3130AHJY0	30,000,000.00	AA+	Aaa	11/07/19	11/08/19	29,948,700.00	1.71	219,375.00	29,986,034.23	30,256,380.00
FEDERAL HOME LOAN BANKS NOTES	DTD 12/20/2019 1.625% 12/20/2021	3130AHSR5	22,500,000.00	AA+	Aaa	12/19/19	12/20/19	22,475,700.00	1.68	133,046.88	22,492,254.58	22,722,682.50
FANNIE MAE NOTES	DTD 01/11/2019 2.625% 01/11/2022	3135G0U92	60,000,000.00	AA+	Aaa	01/09/19	01/11/19	59,956,800.00	2.65	481,250.00	59,989,948.91	61,061,940.00
FEDERAL FARM CREDIT BANK NOTES	DTD 01/18/2019 2.600% 01/18/2022	3133EJ5P0	50,000,000.00	AA+	Aaa	01/16/19	01/18/19	49,957,500.00	2.63	371,944.44	49,989,840.33	50,901,100.00
FANNIE MAE NOTES	DTD 04/12/2019 2.250% 04/12/2022	3135G0V59	75,000,000.00	AA+	Aaa	04/11/19	04/12/19	74,754,000.00	2.36	89,062.50	74,922,339.42	76,538,025.00
FEDERAL FARM CREDIT BANK NOTES	DTD 05/06/2020 0.250% 05/06/2022	3133ELYR9	100,000,000.00	AA+	Aaa	04/30/20	05/06/20	99,873,000.00	0.31	121,527.78	99,935,630.14	100,170,200.00
FEDERAL HOME LOAN BANK	DTD 06/01/2012 2.125% 06/10/2022	313379Q69	25,000,000.00	AA+	Aaa	07/15/19	07/16/19	25,156,500.00	1.90	208,072.92	25,059,794.81	25,560,300.00
FFCB NOTES	DTD 12/16/2019 1.630% 06/15/2022	3133ELDK7	40,000,000.00	AA+	Aaa	12/04/19	12/16/19	39,997,880.80	1.63	246,311.11	39,999,047.29	40,686,840.00
FREDDIE MAC NOTES	DTD 07/23/2020 0.125% 07/25/2022	3137EAET2	25,000,000.00	AA+	Aaa	07/21/20	07/23/20	24,943,500.00	0.24	8,333.33	24,965,266.39	25,007,325.00
FANNIE MAE NOTES	DTD 09/06/2019 1.375% 09/06/2022	3135G0W33	75,000,000.00	AA+	Aaa	09/05/19	09/06/19	74,739,000.00	1.49	157,552.08	74,882,597.63	76,267,200.00
FEDERAL HOME LOAN BANKS NOTES	DTD 08/13/2012 2.000% 09/09/2022	313380GJ0	10,000,000.00	AA+	Aaa	08/28/19	08/29/19	10,150,500.00	1.49	28,888.89	10,067,432.70	10,254,290.00
FEDERAL HOME LOAN BANK NOTES	DTD 10/22/2020 0.125% 10/21/2022	3130AKDH6	64,000,000.00	AA+	Aaa	10/21/20	10/22/20	63,915,520.00	0.19	2,222.22	63,937,653.99	63,991,296.00





## Managed Account Detail of Securities Held

For the Month Ending **April 30, 2021**

**SAN BERNARDINO COUNTY - 76990800**

Security Type/Description	Dated Date/Coupon/Maturity	CUSIP	S&P Rating	Moody's Rating	Trade Date	Settle Date	Original Cost	YTM at Cost	Accrued Interest	Amortized Cost	Market Value
Federal Agency Bond / Note											
FFCB NOTES	DTD 11/23/2020 0.125% 11/23/2022	3133EMGX4	AA+	Aaa	11/16/20	11/23/20	74,856,750.00	0.22	41,145.83	74,887,951.03	74,965,875.00
FEDERAL FARM CREDIT BANK NOTES(CALLABLE)	DTD 01/24/2020 1.640% 01/24/2023	3133ELJN5	AA+	Aaa	01/23/20	01/24/20	9,995,000.00	1.66	44,188.89	9,997,112.23	10,112,490.00
FEDERAL FARM CREDIT BANK NOTES(CALLABLE)	DTD 01/24/2020 1.640% 01/24/2023	3133ELJN5	AA+	Aaa	01/23/20	01/24/20	19,990,000.00	1.66	88,377.78	19,994,224.45	20,224,980.00
FEDERAL FARM CREDIT BANK NOTES(CALLABLE)	DTD 01/24/2020 1.640% 01/24/2023	3133ELJN5	AA+	Aaa	01/23/20	01/24/20	19,990,000.00	1.66	88,377.78	19,994,224.45	20,224,980.00
FEDERAL FARM CREDIT BANK NOTES	DTD 02/03/2021 0.125% 02/03/2023	3133EMPH9	AA+	Aaa	01/26/21	02/03/21	9,994,400.00	0.15	3,055.56	9,995,067.40	9,989,640.00
FEDERAL FARM CREDIT BANK NOTES	DTD 02/03/2021 0.125% 02/03/2023	3133EMPH9	AA+	Aaa	01/26/21	02/03/21	39,977,600.00	0.15	12,222.22	39,980,269.59	39,958,560.00
FEDERAL HOME LOAN BANKS NOTES	DTD 02/21/2020 1.375% 02/17/2023	3130AJ7E3	AA+	Aaa	02/20/20	02/21/20	49,908,000.00	1.44	141,319.44	49,944,648.35	51,062,750.00
FEDERAL HOME LOAN BANKS NOTES	DTD 03/01/2018 2.750% 03/10/2023	3130ADRG9	AA+	Aaa	01/07/19	01/09/19	10,042,680.00	2.64	38,958.33	10,019,025.01	10,474,320.00
FREDDIE MAC NOTES	DTD 04/20/2020 0.375% 04/20/2023	3137EAEQ8	AA+	Aaa	04/17/20	04/20/20	49,875,000.00	0.46	5,729.17	49,917,922.37	50,177,000.00
FREDDIE MAC NOTES	DTD 05/07/2020 0.375% 05/05/2023	3137EAER6	AA+	Aaa	05/05/20	05/07/20	99,958,000.00	0.39	183,333.33	99,971,795.06	100,341,500.00
FANNIE MAE NOTES	DTD 05/22/2020 0.250% 05/22/2023	3135G04Q3	AA+	Aaa	05/20/20	05/22/20	99,699,000.00	0.35	110,416.67	99,793,560.73	100,093,600.00
FFCB FLOATING NOTES	DTD 06/09/2020 0.330% 06/09/2023	3133ELH72	AA+	Aaa	06/03/20	06/09/20	45,000,000.00	0.39	21,900.07	45,000,000.00	45,245,205.00
FREDDIE MAC NOTES	DTD 06/26/2020 0.250% 06/26/2023	3137EAES4	AA+	Aaa	06/24/20	06/26/20	22,932,840.00	0.35	19,965.28	22,951,792.00	23,017,572.00





## Managed Account Detail of Securities Held

For the Month Ending **April 30, 2021**

**SAN BERNARDINO COUNTY - 76990800**

Security Type / Description	Dated Date / Coupon / Maturity	CUSIP	S&P Rating	Moody's Rating	Trade Date	Settle Date	Original Cost	YTM at Cost	Accrued Interest	Amortized Cost	Market Value
Federal Agency Bond / Note											
FANNIE MAE NOTES	DTD 07/10/2020 0.250% 07/10/2023	3135G05G4	AA+	Aaa	07/08/20	07/10/20	49,892,500.00	0.32	38,541.67	49,921,461.19	50,030,100.00
FEDERAL FARM CREDIT BANKS NOTES	DTD 08/14/2019 1.600% 08/14/2023	3133EKZK5	AA+	Aaa	08/28/19	08/29/19	10,047,100.00	1.48	34,222.22	10,027,198.13	10,310,870.00
FREDDIE MAC NOTES	DTD 08/21/2020 0.250% 08/24/2023	3137EAEV7	AA+	Aaa	08/19/20	08/21/20	44,954,100.00	0.28	20,937.50	44,964,676.23	45,018,225.00
FREDDIE MAC NOTES	DTD 09/04/2020 0.250% 09/08/2023	3137EAEW5	AA+	Aaa	09/03/20	09/04/20	31,989,440.00	0.26	11,777.78	31,991,736.49	32,005,696.00
FREDDIE MAC NOTES	DTD 10/16/2020 0.125% 10/16/2023	3137EAEY1	AA+	Aaa	10/14/20	10/16/20	63,761,280.00	0.25	3,333.33	63,804,227.80	63,800,768.00
FREDDIE MAC NOTES	DTD 11/05/2020 0.250% 11/06/2023	3137EAEZ8	AA+	Aaa	11/03/20	11/05/20	74,932,500.00	0.28	91,666.66	74,943,401.00	75,014,250.00
FANNIE MAE NOTES	DTD 11/25/2020 0.250% 11/27/2023	3135G06H1	AA+	Aaa	11/23/20	11/25/20	49,943,000.00	0.29	54,166.66	49,951,157.70	49,984,150.00
FREDDIE MAC NOTES	DTD 12/04/2020 0.250% 12/04/2023	3137EAF2	AA+	Aaa	12/02/20	12/04/20	61,938,620.00	0.28	63,291.67	61,946,916.11	61,980,222.00
FANNIE MAE NOTES	DTD 02/08/2019 2.500% 02/05/2024	3135G0V34	AA+	Aaa	02/07/19	02/08/19	99,628,000.00	2.58	597,222.22	99,793,900.16	106,054,100.00
FHLB BONDS	DTD 02/15/2019 2.500% 02/13/2024	3130AFW94	AA+	Aaa	02/14/19	02/15/19	49,823,000.00	2.58	270,833.33	49,901,213.82	53,051,350.00
FHLMC (CALLABLE) NOTES	DTD 04/29/2020 0.570% 04/29/2024	3134GVPP7	AA+	Aaa	04/27/20	04/29/20	25,000,000.00	0.57	791.67	25,000,000.00	25,078,300.00
FHLMC (CALLABLE) NOTES	DTD 05/20/2020 0.560% 05/20/2024	3134GVTN8	AA+	Aaa	05/12/20	05/20/20	24,990,000.00	0.57	62,611.11	24,992,368.24	25,005,850.00
FHLMC (CALLABLE) NOTES	DTD 05/20/2020 0.510% 05/20/2024	3134GVUY2	AA+	Aaa	05/12/20	05/20/20	25,000,000.00	0.51	57,020.83	25,000,000.00	25,047,400.00
FHLMC (CALLABLE) NOTES	DTD 05/20/2020 0.590% 05/20/2024	3134GVXD5	AA+	Aaa	05/18/20	05/20/20	25,000,000.00	0.59	65,965.28	25,000,000.00	25,006,075.00



## Managed Account Detail of Securities Held

For the Month Ending **April 30, 2021**

**SAN BERNARDINO COUNTY - 76990800**

Security Type / Description	Dated Date / Coupon / Maturity	CUSIP	S&P Rating	Moody's Rating	Trade Date	Settle Date	Original Cost	YTM at Cost	Accrued Interest	Amortized Cost	Market Value
Federal Agency Bond / Note											
FHLMC (CALLABLE) NOTES	DTD 05/20/2020 0.500% 05/20/2024	3134GVXC7	AA+	Aaa	05/18/20	05/20/20	25,000,000.00	0.50	55,902.78	25,000,000.00	25,035,550.00
FANNIE MAE NOTES	DTD 07/08/2019 1.750% 07/02/2024	3135G0V75	AA+	Aaa	07/08/19	07/09/19	24,781,000.00	1.94	144,618.06	24,860,658.24	26,058,050.00
FEDERAL HOME LOAN BANK NOTES	DTD 08/15/2014 2.875% 09/13/2024	3130A2UW4	AA+	Aaa	09/23/19	09/24/19	26,450,750.00	1.65	95,833.34	25,983,410.38	27,026,650.00
FEDERAL HOME LOAN BANK NOTES	DTD 08/15/2014 2.875% 09/13/2024	3130A2UW4	AA+	Aaa	09/25/19	09/26/19	26,433,325.00	1.67	95,833.34	25,972,669.83	27,026,650.00
FANNIE MAE NOTES	DTD 10/18/2019 1.625% 10/15/2024	3135G0W66	AA+	Aaa	10/17/19	10/18/19	24,957,250.00	1.66	18,055.56	24,970,398.44	25,984,900.00
FEDERAL HOME LOAN BANK NOTES	DTD 11/06/2014 2.750% 12/13/2024	3130A3GE8	AA+	Aaa	12/04/19	12/05/19	10,515,630.00	1.68	105,416.67	10,371,478.40	10,792,080.00
FEDERAL HOME LOAN BANK NOTES	DTD 11/06/2014 2.750% 12/13/2024	3130A3GE8	AA+	Aaa	12/03/19	12/05/19	26,384,500.00	1.60	263,541.67	25,997,443.60	26,980,200.00
FEDERAL HOME LOAN BANK NOTES	DTD 11/06/2014 2.750% 12/13/2024	3130A3GE8	AA+	Aaa	12/04/19	12/05/19	26,287,500.00	1.68	263,541.67	25,927,561.31	26,980,200.00
FANNIE MAE NOTES	DTD 01/10/2020 1.625% 01/07/2025	3135G0X24	AA+	Aaa	01/08/20	01/10/20	74,760,750.00	1.69	385,937.50	74,823,317.02	77,980,350.00
FREDDIE MAC NOTES	DTD 02/14/2020 1.500% 02/12/2025	3137EAEPO	AA+	Aaa	02/13/20	02/14/20	49,961,500.00	1.52	164,583.33	49,970,824.38	51,729,500.00
FEDERAL HOME LOAN BANKS NOTES	DTD 02/17/2015 2.375% 03/14/2025	3130A4CH3	AA+	Aaa	12/05/19	12/06/19	26,658,094.40	1.74	80,121.94	26,440,502.54	27,596,939.12
FANNIE MAE NOTES	DTD 04/24/2020 0.625% 04/22/2025	3135G03U5	AA+	Aaa	04/22/20	04/24/20	49,897,000.00	0.67	7,812.50	49,918,006.58	50,005,100.00
FHLMC (CALLABLE) NOTES	DTD 05/06/2020 0.700% 05/06/2025	3134GVPR3	AA+	Aaa	04/27/20	05/06/20	25,000,000.00	0.70	85,069.44	25,000,000.00	25,017,250.00
FANNIE MAE NOTES	DTD 06/19/2020 0.500% 06/17/2025	3135G04Z3	AA+	Aaa	06/17/20	06/19/20	49,896,500.00	0.54	93,055.56	49,914,430.92	49,690,550.00



## Managed Account Detail of Securities Held

For the Month Ending **April 30, 2021**

SAN BERNARDINO COUNTY - 76990800

Security Type / Description	Dated Date / Coupon / Maturity	CUSIP	S&P Rating	Moody's Rating	Trade Date	Settle Date	Original Cost	YTM at Cost	Accrued Interest	Amortized Cost	Market Value	
<b>Federal Agency Bond / Note</b>												
FREDDIE MAC NOTES	DTD 07/23/2020 0.375% 07/21/2025	3137EAEU9	AA+	Aaa	07/21/20	07/23/20	44,775,900.00	0.48	46,875.00	44,810,547.04	44,382,060.00	
FANNIE MAE NOTES	DTD 08/27/2020 0.375% 08/25/2025	3135G05X7	AA+	Aaa	08/25/20	08/27/20	49,766,000.00	0.47	34,375.00	49,797,687.50	49,277,200.00	
FREDDIE MAC (CALLABLE) NOTES	DTD 09/02/2020 0.550% 09/02/2025	3134GWA22	AA+	Aaa	09/02/20	09/03/20	19,900,000.00	0.55	17,937.64	19,900,000.00	19,731,685.80	
FEDERAL HOME LOAN BANK NOTES	DTD 09/11/2020 0.375% 09/04/2025	3130AK5E2	AA+	Aaa	09/10/20	09/11/20	13,958,000.00	0.44	8,312.50	13,963,356.79	13,796,468.00	
FREDDIE MAC NOTES	DTD 09/25/2020 0.375% 09/23/2025	3137EAEX3	AA+	Aaa	09/23/20	09/25/20	19,939,800.00	0.44	7,916.67	19,946,994.96	19,705,760.00	
FANNIE MAE NOTES	DTD 11/12/2020 0.500% 11/07/2025	3135G06G3	AA+	Aaa	11/09/20	11/12/20	44,838,900.00	0.57	105,625.00	44,853,939.54	44,509,635.00	

**Security Type Sub-Total** **2,692,240,000.00** **2,695,343,410.20** **1.15** **8,243,855.86** **2,694,386,299.13** **2,727,230,914.42**

### Corporate Note

JOHN DEERE CAPITAL CORP CORP NOTES	DTD 06/07/2019 2.300% 06/07/2021	24422EUV9	A	A2	06/04/19	06/07/19	9,993,200.00	2.34	92,000.00	9,999,655.81	10,020,010.00
WAL-MART STORES INC CORP NOTES	DTD 06/27/2018 3.125% 06/23/2021	931142EJ8	AA	Aa2	06/20/18	06/27/18	6,999,650.00	3.13	77,777.78	6,999,983.01	7,025,907.00
WAL-MART STORES INC CORP NOTES	DTD 06/27/2018 3.125% 06/23/2021	931142EJ8	AA	Aa2	06/21/18	06/27/18	10,011,800.00	3.08	111,111.11	10,000,572.71	10,037,010.00
MICROSOFT CORP (CALLABLE) NOTES	DTD 08/08/2016 1.550% 08/08/2021	594918BP8	AAA	Aaa	05/14/19	05/16/19	9,607,724.00	2.46	35,021.39	9,776,643.77	9,824,539.20
TOYOTA MOTOR CREDIT CORP CORP NOTES	DTD 10/07/2019 1.800% 10/07/2021	89236TGJ8	A+	A1	10/02/19	10/07/19	14,998,200.00	1.81	18,000.00	14,999,608.48	15,109,425.00
JOHN DEERE CAPITAL CORP	DTD 03/07/2019 2.950% 04/01/2022	24422EUT4	A	A2	03/04/19	03/07/19	4,997,600.00	2.97	12,291.67	4,999,282.78	5,124,640.00



## Managed Account Detail of Securities Held

For the Month Ending **April 30, 2021**

SAN BERNARDINO COUNTY - 76990800

Security Type/Description	Dated Date/Coupon/Maturity	CUSIP	S&P Rating	Moody's Rating	Trade Date	Settle Date	Original Cost	YTM at Cost	Accrued Interest	Amortized Cost	Market Value
<b>Corporate Note</b>											
TOYOTA MOTOR CREDIT CORP DTD 04/12/2019 2.650% 04/12/2022	892326TFX8	10,000,000.00	A+	A1	04/09/19	04/12/19	9,993,700.00	2.67	13,986.11	9,998,011.13	10,224,990.00
US BANK NA CINCINNATI FLOATING CORP NOT DTD 05/23/2019 0.615% 05/23/2022	90331HPD9	10,000,000.00	AA-	A1	05/13/20	05/15/20	9,933,800.00	2.46	11,450.50	9,965,285.37	10,038,280.00
US BANK NA CINCINNATI FLOATING CORP NOT DTD 05/23/2019 0.615% 05/23/2022	90331HPD9	10,000,000.00	AA-	A1	05/14/20	05/18/20	9,932,700.00	2.47	11,450.50	9,964,564.49	10,038,280.00
JOHN DEERE CAPITAL CORP NOTES DTD 09/12/2019 1.950% 06/13/2022	24422EVA4	5,000,000.00	A	A2	09/10/19	09/12/19	4,993,550.00	2.00	37,375.00	4,997,381.49	5,093,100.00
JOHN DEERE CAPITAL CORP CORPORATE NOTES DTD 06/04/2020 0.550% 07/05/2022	24422EVG1	5,000,000.00	A	A2	06/01/20	06/04/20	4,998,950.00	0.56	8,861.11	4,999,406.70	5,010,240.00
CHEVRON USA INC CORPORATE NOTES DTD 08/12/2020 0.333% 08/12/2022	166756AF3	14,500,000.00	AA-	Aa2	08/10/20	08/12/20	14,500,000.00	0.33	10,595.88	14,500,000.00	14,499,753.50
EXXON MOBIL CORPORATION DTD 08/16/2019 1.902% 08/16/2022	30231GBB7	3,000,000.00	AA-	Aa2	08/13/19	08/16/19	3,000,000.00	1.90	11,887.50	3,000,000.00	3,064,014.00
US BANK NA CINCINNATI DTD 12/09/2019 1.950% 01/09/2023	90331HPF4	12,000,000.00	AA-	A1	12/05/19	12/09/19	11,989,920.00	1.98	72,800.00	11,994,472.55	12,329,688.00
BANK OF NY MELLON CORP NOTES DTD 01/28/2020 1.850% 01/27/2023	06406RAM9	5,000,000.00	A	A1	04/23/20	04/27/20	5,072,350.00	1.31	24,152.78	5,045,785.67	5,135,845.00
JOHN DEERE CAPITAL CORP CORPORATE NOTES DTD 06/04/2020 0.700% 07/05/2023	24422EVH9	3,000,000.00	A	A2	06/01/20	06/04/20	2,997,540.00	0.73	6,766.67	2,998,263.14	3,023,904.00
CHEVRON USA INC CORPORATE NOTES DTD 08/12/2020 0.426% 08/11/2023	166756AJ5	10,000,000.00	AA-	Aa2	08/10/20	08/12/20	10,000,000.00	0.43	9,466.67	10,000,000.00	10,025,670.00
JOHN DEERE CAPITAL CORP CORPORATE NOTES DTD 10/09/2020 0.400% 10/10/2023	24422EVJ5	3,000,000.00	A	A2	10/06/20	10/09/20	2,996,520.00	0.44	700.00	2,997,167.74	3,002,946.00



## Managed Account Detail of Securities Held

For the Month Ending **April 30, 2021**

**SAN BERNARDINO COUNTY - 76990800**

Security Type/Description	S&P Rating	Moody's Rating	Trade Date	Settle Date	Original Cost	YTM at Cost	Accrued Interest	Amortized Cost	Market Value
Dated Date/Coupon/Maturity	Par	Rating	Rating	Date	Cost	at Cost	Interest	Cost	Value
<b>Corporate Note</b>									
BANK ON NY MELLON CORP FLT NOTES (CALLAB)	A	A1	04/19/21	04/26/21	15,000,000.00	0.27	562.50	15,000,000.00	15,001,680.00
DTD 04/26/2021 0.270% 04/26/2024									
BANK OF NY MELLON CORP NOTES (CALLABLE)	A	A1	04/19/21	04/26/21	34,962,550.00	0.54	2,430.56	34,962,720.85	34,959,540.00
DTD 04/26/2021 0.500% 04/26/2024									
<b>Security Type Sub-Total</b>									
					<b>197,300,000.00</b>	<b>1.54</b>	<b>568,687.73</b>	<b>197,198,805.69</b>	<b>198,589,461.70</b>
<b>Commercial Paper</b>									
COOPERATIVE RABOBANK U.A. COMM PAPER	A-1	P-1	11/02/20	11/02/20	49,949,444.44	0.20	0.00	49,999,444.44	49,999,800.00
DTD 11/02/2020 0.000% 05/03/2021									
CREDIT AGRICOLE CIB NY COMM PAPER	A-1	P-1	04/30/21	04/30/21	85,999,785.00	0.03	0.00	85,999,856.67	85,999,398.00
DTD 12/21/2020 0.000% 05/03/2021									
JP MORGAN SECURITIES LLC COMM PAPER	A-1	P-1	11/03/20	11/06/20	49,945,000.00	0.22	0.00	49,998,777.78	49,998,850.00
DTD 11/06/2020 0.000% 05/05/2021									
CREDIT AGRICOLE CIB NY COMM PAPER	A-1	P-1	03/15/21	03/16/21	24,996,104.17	0.11	0.00	24,999,618.06	24,999,650.00
DTD 12/21/2020 0.000% 05/06/2021									
CREDIT AGRICOLE CIB NY COMM PAPER	A-1	P-1	03/15/21	03/16/21	24,995,034.72	0.11	0.00	24,998,548.61	24,998,750.00
DTD 12/21/2020 0.000% 05/20/2021									
FAIRWAY FINANCE CORP COMM PAPER	A-1	P-1	12/15/20	12/18/20	49,949,000.00	0.24	0.00	49,993,666.67	49,994,300.00
DTD 12/15/2020 0.000% 05/20/2021									
NATIXIS NY BRANCH COMM PAPER	A-1	P-1	12/21/20	12/22/20	49,958,611.11	0.20	0.00	49,994,722.22	49,997,350.00
DTD 12/21/2020 0.000% 05/20/2021									
NATIXIS NY BRANCH COMM PAPER	A-1	P-1	12/16/20	12/16/20	49,952,458.33	0.21	0.00	49,992,125.00	49,996,150.00
DTD 12/16/2020 0.000% 05/28/2021									
TOYOTA MOTOR CREDIT CORP COMM PAPER	A-1+	P-1	12/16/20	12/16/20	49,952,458.33	0.21	0.00	49,992,125.00	49,997,000.00
DTD 09/01/2020 0.000% 05/28/2021									



## Managed Account Detail of Securities Held

For the Month Ending **April 30, 2021**

**SAN BERNARDINO COUNTY - 76990800**

Security Type/Description	Dated Date/Coupon/Maturity	CUSIP	S&P Rating	Moody's Rating	Trade Date	Settle Date	Original Cost	YTM at Cost	Accrued Interest	Amortized Cost	Market Value
<b>Commercial Paper</b>											
FAIRWAY FINANCE CORP COMM PAPER	DTD 11/30/2020 0.000% 05/28/2021	30601VSU6	A-1	P-1	12/17/20	12/18/20	49,946,333.33	0.24	0.00	49,991,000.00	49,991,900.00
TOYOTA MOTOR CREDIT CORP COMM PAPER	DTD 09/01/2020 0.000% 05/28/2021	89233GSU1	A-1+	P-1	01/05/21	01/05/21	49,964,250.00	0.18	0.00	49,993,250.00	49,997,000.00
COOPERATIVE RABOBANK U.A. COMM PAPER	DTD 11/03/2020 0.000% 06/01/2021	21687AT11	A-1	P-1	11/03/20	11/03/20	24,969,375.00	0.21	0.00	24,995,479.17	24,998,475.00
COOPERATIVE RABOBANK U.A. COMM PAPER	DTD 11/03/2020 0.000% 06/02/2021	21687AT29	A-1	P-1	11/03/20	11/03/20	24,969,229.17	0.21	0.00	24,995,333.33	24,998,400.00
JP MORGAN SECURITIES LLC COMM PAPER	DTD 10/28/2020 0.000% 06/07/2021	46640PT78	A-1	P-1	10/27/20	10/28/20	49,935,250.00	0.21	0.00	49,989,208.33	49,990,800.00
BNP PARIBAS NY BRANCH COMM PAPER	DTD 09/17/2020 0.000% 06/14/2021	09659BTE0	A-1	P-1	12/07/20	12/08/20	24,971,277.78	0.22	0.00	24,993,277.78	24,996,550.00
JP MORGAN SECURITIES LLC COMM PAPER	DTD 10/28/2020 0.000% 06/30/2021	46640PTW3	A-1	P-1	10/27/20	10/28/20	49,925,138.89	0.22	0.00	49,981,666.67	49,984,600.00
TOYOTA MOTOR CREDIT CORP COMM PAPER	DTD 10/28/2020 0.000% 06/30/2021	89233GTW6	A-1+	P-1	12/10/20	12/10/20	49,941,083.33	0.21	0.00	49,982,500.00	49,991,850.00
BNP PARIBAS NY BRANCH COMM PAPER	DTD 12/29/2020 0.000% 07/02/2021	09659BU24	A-1	P-1	01/05/21	01/06/21	24,972,958.33	0.22	0.00	24,990,527.78	24,994,925.00
JP MORGAN SECURITIES LLC COMM PAPER	DTD 01/05/2021 0.000% 07/08/2021	46640PU84	A-1	P-1	01/05/21	01/06/21	49,944,083.33	0.22	0.00	49,979,222.22	49,982,400.00
BNP PARIBAS NY BRANCH COMM PAPER	DTD 10/14/2020 0.000% 07/12/2021	09659BUC2	A-1	P-1	03/16/21	03/16/21	24,988,527.78	0.14	0.00	24,993,000.00	24,993,975.00
NATIXIS NY BRANCH COMM PAPER	DTD 12/16/2020 0.000% 07/14/2021	63873JUE8	A-1	P-1	01/06/21	01/06/21	24,975,062.50	0.19	0.00	24,990,236.11	24,993,525.00
STARBUCK FUNDING CORP COMM PAPER	DTD 09/21/2020 0.000% 07/15/2021	85520LUF0	A-1	P-1	03/16/21	03/16/21	24,985,715.28	0.17	0.00	24,991,145.83	24,989,900.00





## Managed Account Detail of Securities Held

For the Month Ending April 30, 2021

SAN BERNARDINO COUNTY - 76990800

Security Type/Description	Dated Date/Coupon/Maturity	CUSIP	S&P Rating	Moody's Rating	Trade Date	Settle Date	Original Cost	YTM at Cost	Accrued Interest	Amortized Cost	Market Value
<b>Commercial Paper</b>											
TOYOTA MOTOR CREDIT CORP COMM PAPER	89233GUL8	25,000,000.00	A-1+	P-1	01/27/21	01/27/21	24,980,666.67	0.16	0.00	24,991,111.11	24,993,925.00
DTD 01/27/2021 0.000% 07/20/2021											
NATIXIS NY BRANCH COMM PAPER	63873JUP3	25,000,000.00	A-1	P-1	01/27/21	01/27/21	24,982,791.67	0.14	0.00	24,991,930.56	24,992,475.00
DTD 10/27/2020 0.000% 07/23/2021											
COOPERATIVE RABOBANK U.A. COMM PAPER	21687AUP6	50,000,000.00	A-1	P-1	01/27/21	01/27/21	49,960,666.67	0.16	0.00	49,981,555.56	49,988,400.00
DTD 01/27/2021 0.000% 07/23/2021											
CREDIT AGRICOLE CIB NY COMM PAPER	22533TUW4	50,000,000.00	A-1	P-1	01/27/21	01/27/21	49,961,666.67	0.15	0.00	49,981,250.00	49,985,350.00
-- 0.000% 07/30/2021											
TOYOTA MOTOR CREDIT CORP COMM PAPER	89233GV29	50,000,000.00	A-1+	P-1	12/10/20	12/10/20	49,928,194.44	0.22	0.00	49,971,583.33	49,984,900.00
DTD 12/10/2020 0.000% 08/02/2021											
COOPERATIVE RABOBANK U.A. COMM PAPER	21687AV26	50,000,000.00	A-1	P-1	01/29/21	02/01/21	49,962,083.33	0.15	0.00	49,980,625.00	49,986,200.00
DTD 01/29/2021 0.000% 08/02/2021											
LIBERTY STREET FDG LLC COMM PAPER	53127TVB6	25,000,000.00	A-1	P-1	03/01/21	03/02/21	24,984,250.00	0.14	0.00	24,990,083.33	24,983,825.00
DTD 07/08/2020 0.000% 08/11/2021											
EXXON MOBIL CORP COMM PAPER	30229AW13	50,000,000.00	A-1+	P-1	12/18/20	12/22/20	49,919,180.56	0.23	0.00	49,960,708.34	49,985,850.00
DTD 12/18/2020 0.000% 09/01/2021											
BOFA SECURITIES INC COMM PAPER	06054NW80	25,000,000.00	A-1	NR	03/11/21	03/12/21	24,977,500.00	0.18	0.00	24,983,750.00	24,982,025.00
-- 0.000% 09/08/2021											
NATIXIS NY BRANCH COMM PAPER	63873JW89	50,000,000.00	A-1	P-1	03/10/21	03/12/21	49,952,500.00	0.19	0.00	49,965,694.44	49,972,000.00
DTD 01/27/2020 0.000% 09/08/2021											
BOFA SECURITIES INC COMM PAPER	06054NW98	25,000,000.00	A-1	NR	03/11/21	03/12/21	24,977,375.00	0.18	0.00	24,983,625.00	24,981,850.00
-- 0.000% 09/09/2021											
BOFA SECURITIES INC COMM PAPER	06054NWE7	25,000,000.00	A-1	NR	03/11/21	03/12/21	24,976,750.00	0.18	0.00	24,983,000.00	24,981,000.00
-- 0.000% 09/14/2021											



## Managed Account Detail of Securities Held

For the Month Ending **April 30, 2021**

SAN BERNARDINO COUNTY - 76990800

Security Type/Description	Dated Date/Coupon/Maturity	CUSIP	S&P Rating	Moody's Rating	Trade Date	Settle Date	Original Cost	YTM at Cost	Accrued Interest	Amortized Cost	Market Value
<b>Commercial Paper</b>											
CHEVRON CORP COMM PAPER	12/09/2020 0.000% 09/22/2021	16677JWN2	A-1+	P-1	02/25/21	02/25/21	49,959,361.11	0.14	0.00	49,972,000.00	49,985,900.00
BOFA SECURITIES INC COMM PAPER	-- 0.000% 09/30/2021	06054NWW7	A-1	NR	03/11/21	03/12/21	24,974,750.00	0.18	0.00	24,981,000.00	24,978,225.00
JP MORGAN SECURITIES LLC COMM PAPER	02/17/2021 0.000% 10/01/2021	46640PX16	A-1	P-1	02/17/21	02/18/21	49,950,000.00	0.16	0.00	49,966,000.00	49,955,300.00
EXXON MOBIL CORP COMM PAPER	12/30/2020 0.000% 10/07/2021	30229AX79	A-1+	P-1	03/31/21	04/01/21	49,965,875.00	0.13	0.00	49,971,291.67	49,979,800.00
COOPERATIVE RABOBANK UA COMM PAPER	08/26/2020 0.000% 10/20/2021	21687AXL2	A-1	P-1	03/12/21	03/15/21	49,948,291.67	0.17	0.00	49,959,388.89	49,963,350.00
COOPERATIVE RABOBANK UA COMM PAPER	08/26/2020 0.000% 11/01/2021	21687AY15	A-1	P-1	03/25/21	03/25/21	49,947,819.44	0.17	0.00	49,956,555.55	49,959,000.00
EXXON MOBIL CORP COMM PAPER	12/30/2020 0.000% 11/03/2021	30229AY37	A-1+	P-1	03/31/21	04/01/21	49,958,000.00	0.14	0.00	49,963,833.33	49,974,600.00
TOYOTA MOTOR CREDIT CORP COMM PAPER	03/18/2021 0.000% 11/12/2021	89233GYC4	A-1+	P-1	03/26/21	03/29/21	49,939,833.33	0.19	0.00	49,948,541.66	49,952,150.00
JP MORGAN SECURITIES LLC COMM PAPER	10/01/2020 0.000% 11/17/2021	46640PYH0	A-1	P-1	03/01/21	03/02/21	24,967,500.00	0.18	0.00	24,975,000.00	24,968,875.00
JP MORGAN SECURITIES LLC COMM PAPER	03/22/2021 0.000% 12/17/2021	46640PZH9	A-1	P-1	03/25/21	03/25/21	24,962,916.67	0.20	0.00	24,968,055.56	24,962,825.00
<b>Security Type Sub-Total</b>							<b>1,784,324,153.05</b>	<b>0.18</b>	<b>0.00</b>	<b>1,785,261,315.00</b>	<b>1,785,383,373.00</b>
<b>Certificate of Deposit</b>											
ROYAL BANK OF CANADA NY CERT DEPOS	05/20/2020 0.310% 05/03/2021	78012UWD3	A-1+	P-1	05/19/20	05/20/20	50,000,000.00	0.31	148,972.22	50,000,000.00	50,000,873.75





## Managed Account Detail of Securities Held

For the Month Ending **April 30, 2021**

**SAN BERNARDINO COUNTY - 76990800**

Security Type/Description	Dated Date/Coupon/Maturity	CUSIP	S&P Rating	Moody's Rating	Trade Date	Settle Date	Original Cost	YTM at Cost	Accrued Interest	Amortized Cost	Market Value
<b>Certificate of Deposit</b>											
NORDEA BANK ABP NEW YORK CERT DEPOS	DTD 11/03/2020 0.200% 05/03/2021	65558TS48	A-1+	P-1	11/02/20	11/03/20	50,000,000.00	0.20	49,722.22	50,000,000.00	50,000,450.00
SWEDBANK NY CERT DEPOS	DTD 11/24/2020 0.210% 05/07/2021	87019VN78	A-1	P-1	11/24/20	11/24/20	50,000,000.00	0.21	46,083.33	50,000,000.00	50,001,068.55
SWEDBANK NY CERT DEPOS	DTD 11/30/2020 0.200% 05/10/2021	87019VN86	A-1	P-1	11/30/20	11/30/20	25,000,000.00	0.20	21,111.11	25,000,000.00	25,000,693.83
NORDEA BANK ABP NEW YORK CERT DEPOS	DTD 05/20/2020 0.380% 05/19/2021	65558TYQ2	A-1+	P-1	05/19/20	05/20/20	50,000,000.00	0.38	182,611.11	50,000,000.00	50,007,378.85
BANK OF NOVA SCOTIA HOUS CERT DEPOS	DTD 12/07/2020 0.220% 05/28/2021	06417MMG7	A-1	P-1	12/02/20	12/07/20	50,000,000.00	0.22	44,305.56	50,000,000.00	50,004,662.85
SWEDBANK NY CERT DEPOS	DTD 01/05/2021 0.180% 05/28/2021	87019VQ34	A-1	P-1	01/05/21	01/05/21	50,000,000.00	0.18	29,000.00	50,000,000.00	50,003,108.60
BANK OF MONTREAL CHICAGO FLOATING	CD	06367BMN6	A-1	P-1	06/04/20	06/05/20	50,000,000.00	0.42	23,764.69	50,000,000.00	50,006,850.00
BANK OF MONTREAL CHICAGO CERT DEPOS	DTD 08/25/2020 0.220% 06/02/2021	06367BRX9	A-1	P-1	08/24/20	08/25/20	50,000,000.00	0.22	76,083.33	50,000,000.00	50,004,574.45
ROYAL BANK OF CANADA NY CERT DEPOS	DTD 11/24/2020 0.230% 06/16/2021	78012UZQ1	A-1+	P-1	11/23/20	11/24/20	50,000,000.00	0.23	50,472.22	50,000,000.00	50,007,171.55
SVENSKA HANDELSBANKEN NY CERT DEPOS	DTD 07/15/2020 0.330% 07/01/2021	86959RHV5	A-1+	P-1	07/14/20	07/15/20	50,000,000.00	0.33	132,916.67	50,000,000.00	50,012,871.55
NORDEA BANK AB NEW YORK CERT DEPOS	DTD 07/17/2020 0.290% 07/01/2021	65558TC94	A-1+	P-1	07/16/20	07/17/20	50,000,000.00	0.29	116,000.00	50,000,000.00	50,009,433.45
ROYAL BANK OF CANADA NY CERT DEPOS	DTD 09/29/2020 0.200% 07/01/2021	78012UXY6	A-1+	P-1	09/29/20	09/29/20	50,000,000.00	0.20	59,444.44	50,000,000.00	50,001,703.35
SVENSKA HANDELSBANKEN NY CERT DEPOS	DTD 10/01/2020 0.225% 07/01/2021	86959RKN9	A-1+	P-1	10/01/20	10/01/20	50,001,892.68	0.22	66,250.00	50,000,422.91	50,003,853.35
BANK OF AMERICA NA CERT DEPOS	DTD 10/09/2020 0.200% 07/01/2021	06052TM23	A-1	P-1	10/08/20	10/09/20	50,000,000.00	0.20	56,666.67	50,000,000.00	50,001,704.20



## Managed Account Detail of Securities Held

For the Month Ending **April 30, 2021**

**SAN BERNARDINO COUNTY - 76990800**

Security Type/Description	Dated Date/Coupon/Maturity	CUSIP	S&P Rating	Moody's Rating	Trade Date	Settle Date	Original Cost	YTM at Cost	Accrued Interest	Amortized Cost	Market Value
<b>Certificate of Deposit</b>											
BANK OF NOVA SCOTIA HOUS CERT DEPOS	06417MLZ6	06417MLZ6	A-1	P-1	11/23/20	11/24/20	50,000,000.00	0.23	50,472.22	50,000,000.00	50,004,288.65
DTD 11/24/2020 0.230% 07/01/2021											
BANK OF NOVA SCOTIA HOUSTON CERT DEPOS	06417MKL8	06417MKL8	A-1	P-1	07/14/20	07/15/20	100,000,000.00	0.35	281,944.44	100,000,000.00	100,029,181.60
DTD 07/15/2020 0.350% 07/01/2021											
SWEDBANK NY CERT DEPOS	87019VQ59	87019VQ59	A-1	P-1	01/05/21	01/06/21	25,000,000.00	0.22	17,569.44	25,000,000.00	25,001,882.30
DTD 01/06/2021 0.220% 07/07/2021											
NORDEA BANK ABP NEW YORK CERT DEPOS	65558T3J2	65558T3J2	A-1+	P-1	01/27/21	01/27/21	50,000,000.00	0.15	19,583.33	50,000,000.00	49,996,284.65
DTD 01/27/2021 0.150% 07/28/2021											
TORONTO DOMINION BANK NY CERT DEPOS	89114NN27	89114NN27	A-1+	P-1	10/06/20	10/07/20	35,052,132.50	0.25	126,670.83	35,016,215.13	35,020,025.36
DTD 07/02/2020 0.430% 08/02/2021											
BANK OF MONTREAL CHI FLOATING CERT DEPOS	06367BSQ3	06367BSQ3	A-1	P-1	08/26/20	08/28/20	50,000,000.00	0.25	6,983.63	50,000,000.00	50,009,650.00
DTD 08/28/2020 0.200% 08/02/2021											
ROYAL BANK OF CANADA NY CERT DEPOS	78012UYE9	78012UYE9	A-1+	P-1	10/01/20	10/01/20	50,000,000.00	0.21	61,833.33	50,000,000.00	49,999,966.25
DTD 10/01/2020 0.210% 08/02/2021											
SVENSKA HANDELSBANKEN NY CERT DEPOS	86959RLB4	86959RLB4	A-1+	P-1	11/02/20	11/02/20	50,000,000.00	0.23	57,500.00	50,000,000.00	50,002,578.35
DTD 11/02/2020 0.230% 08/02/2021											
SVENSKA HANDELSBANKEN NY CERT DEPOS	86959RMS6	86959RMS6	A-1+	P-1	02/01/21	02/01/21	50,000,000.00	0.15	18,541.67	50,000,000.00	49,991,827.50
DTD 02/01/2021 0.150% 08/06/2021											
SWEDBANK (NEW YORK) CERT DEPOS	87019VT31	87019VT31	A-1	P-1	02/25/21	02/25/21	50,000,000.00	0.15	13,541.67	50,000,000.00	49,991,413.75
DTD 02/25/2021 0.150% 08/11/2021											
SWEDBANK (NEW YORK) CERT DEPOS	87019VU70	87019VU70	A-1	P-1	03/23/21	03/23/21	25,000,000.00	0.15	4,062.50	25,000,000.00	24,995,666.90
DTD 03/23/2021 0.150% 08/12/2021											
SVENSKA HANDELSBANKEN NY CERT DEPOS	86959RLQ1	86959RLQ1	A-1+	P-1	11/23/20	11/24/20	50,000,000.00	0.26	57,055.56	50,000,000.00	50,008,080.75
DTD 11/24/2020 0.260% 08/25/2021											
BANK OF NOVA SCOTIA HOUS CERT DEPOS	06417MMK8	06417MMK8	A-1	P-1	12/07/20	12/08/20	50,000,000.00	0.25	50,000.00	50,000,000.00	50,006,847.95
DTD 12/08/2020 0.250% 09/01/2021											



## Managed Account Detail of Securities Held

For the Month Ending **April 30, 2021**

**SAN BERNARDINO COUNTY - 76990800**

Security Type/Description	Dated Date/Coupon/Maturity	CUSIP	S&P Rating	Moody's Rating	Trade Date	Settle Date	Original Cost	YTM at Cost	Accrued Interest	Amortized Cost	Market Value
<b>Certificate of Deposit</b>											
ROYAL BANK OF CANADA NY CERT DEPOS	78012UE35	87019VT23	A-1+	P-1	01/28/21	01/28/21	50,000,000.00	0.15	19,375.00	50,000,000.00	49,989,660.30
DTD 01/28/2021 0.150% 09/01/2021											
SWEDBANK NY CERT DEPOS	87019VT23	86959RPC8	A-1	P-1	02/24/21	02/26/21	50,000,000.00	0.17	15,111.11	50,000,000.00	49,993,049.75
DTD 02/26/2021 0.170% 09/02/2021											
SVENSKA HANDELSBANKEN NY CERT DEPOS	86959RPC8	89114W4P7	A-1+	P-1	03/12/21	03/15/21	50,000,000.00	0.17	11,097.22	50,000,000.00	49,991,442.35
DTD 03/15/2021 0.170% 10/01/2021											
TORONTO DOMINION BANK NY CERT DEPOS	89114W4P7		A-1+	P-1	03/17/21	03/17/21	50,000,000.00	0.17	10,625.00	50,000,000.00	49,991,442.75
DTD 03/17/2021 0.170% 10/01/2021											
SWEDBANK (NEW YORK) CERT DEPOS	87019U96		A-1	P-1	03/29/21	03/29/21	25,000,000.00	0.17	3,895.83	25,000,000.00	24,995,639.43
DTD 03/29/2021 0.170% 10/04/2021											
TORONTO DOMINION BANK NY CERT DEPOS	89114W5B7		A-1+	P-1	03/23/21	03/24/21	50,000,000.00	0.17	8,972.22	50,000,000.00	49,991,166.75
DTD 03/24/2021 0.170% 10/06/2021											
TORONTO DOMINION BANK NY CERT DEPOS	89114W2H7		A-1+	P-1	02/24/21	02/26/21	50,000,000.00	0.16	14,222.22	50,000,000.00	49,974,321.15
DTD 02/26/2021 0.160% 11/01/2021											
TORONTO DOMINION BANK NY CERT DEPOS	89114W5K7		A-1+	P-1	03/29/21	03/30/21	25,000,000.00	0.17	3,777.78	25,000,000.00	24,984,521.15
DTD 03/30/2021 0.170% 01/03/2022											
TORONTO DOMINION BANK NY CERT DEPOS	89114W4H5		A-1+	P-1	03/15/21	03/15/21	50,000,000.00	0.19	12,402.78	50,000,000.00	49,975,910.25
DTD 03/15/2021 0.190% 01/03/2022											
BANK OF MONTREAL CHICAGO CERT DEPOS	06367CB48		A-1	P-1	02/12/21	02/16/21	50,000,000.00	0.20	20,555.56	50,000,000.00	49,969,244.75
DTD 02/16/2021 0.200% 02/01/2022											
TORONTO DOMINION BANK NY CERT DEPOS	89114W4E2		A-1+	P-1	03/12/21	03/15/21	50,000,000.00	0.21	13,708.33	50,000,000.00	49,973,098.50
DTD 03/15/2021 0.210% 02/01/2022											
ROYAL BANK OF CANADA NY CERT DEPOS	78012UJ55		A-1+	P-1	03/12/21	03/15/21	50,000,000.00	0.22	14,361.11	50,000,000.00	49,974,610.20
DTD 03/15/2021 0.220% 03/01/2022											



## Managed Account Detail of Securities Held

For the Month Ending April 30, 2021

SAN BERNARDINO COUNTY - 76990800

Security Type/Description	S&P Rating	Moody's Rating	Trade Date	Settle Date	Original Cost	YTM at Cost	Accrued Interest	Amortized Cost	Market Value	
Dated Date/Coupon/Maturity	CUSIP	Par	Rating	Rating	Date	Cost	at Cost	Interest	Cost	Value
<b>Security Type Sub-Total</b>		<b>1,910,000,000.00</b>			<b>1,910,054,025.18</b>	<b>0.23</b>	<b>2,017,266.35</b>	<b>1,910,016,638.04</b>	<b>1,909,928,199.67</b>	
<b>Bank Note</b>										
US BANK BANK NOTE (CALLABLE) DTD 11/16/2018 3.450% 11/16/2021	90331HMX7	10,000,000.00	AA-	A1	11/13/18	11/16/18	9,986,200.00	3.50	158,125.00	10,149,580.00
US BANK NA CINCINNATI BKNT (CALLABLE) DTD 01/21/2020 1.800% 01/21/2022	90331HPJ6	8,000,000.00	AA-	A1	01/17/20	01/21/20	7,997,200.00	1.82	40,000.00	8,079,320.00
US BANK NA CORP NOTE (CALLABLE) DTD 05/23/2019 2.650% 05/23/2022	90331HPC1	7,000,000.00	AA-	A1	05/21/19	05/23/19	6,992,580.00	2.69	81,413.89	7,157,808.00
WELLS FARGO BANK NA CALLABLE BANK NOTE DTD 09/11/2019 2.082% 09/09/2022	9498816A0	20,000,000.00	A+	Aa2	09/04/19	09/11/19	20,000,000.00	2.08	60,146.67	20,125,480.00
<b>Security Type Sub-Total</b>		<b>45,000,000.00</b>			<b>44,975,980.00</b>	<b>2.45</b>	<b>339,685.56</b>	<b>44,993,859.27</b>	<b>45,512,188.00</b>	
<b>Asset-Backed Security</b>										
MBALT 2020-A A2 DTD 01/29/2020 1.820% 03/15/2022	58770FAB8	621,584.13	AAA	Aaa	01/21/20	01/29/20	621,558.58	1.82	502.79	622,407.42
TAOT 2019-C A2A DTD 08/14/2019 2.000% 04/15/2022	89238UAB6	36,200.50	AAA	Aaa	08/06/19	08/14/19	36,198.82	2.00	32.18	36,221.28
HAROT 2019-3 A2 DTD 08/27/2019 1.900% 04/15/2022	43815NAB0	374,391.70	AAA	Aaa	08/21/19	08/27/19	374,365.49	1.90	316.15	374,713.68
MBART 2019-1 A2A DTD 09/25/2019 2.040% 06/15/2022	58769TAB1	387,752.25	AAA	Aaa	09/18/19	09/25/19	387,715.18	2.04	351.56	387,979.51
HAROT 2019-4 A2 DTD 11/26/2019 1.860% 06/20/2022	43813VAB4	1,951,032.87	AAA	NR	11/19/19	11/26/19	1,950,912.29	1.86	1,310.44	1,955,505.03
HART 2019-B A2 DTD 11/06/2019 1.930% 07/15/2022	44891JAB4	229,405.33	AAA	NR	10/29/19	11/06/19	229,391.13	1.93	196.78	229,602.83
TAOT 2019-D A2 DTD 11/13/2019 1.920% 07/15/2022	89233MAB9	1,561,118.16	AAA	Aaa	11/06/19	11/13/19	1,561,002.79	1.92	1,332.15	1,564,523.74



## Managed Account Detail of Securities Held

For the Month Ending **April 30, 2021**

SAN BERNARDINO COUNTY - 76990800

Security Type/Description	Dated Date/Coupon/Maturity	CUSIP	S&P Rating	Moody's Rating	Trade Date	Settle Date	Original Cost	YTM at Cost	Accrued Interest	Amortized Cost	Market Value	
<b>Asset-Backed Security</b>												
MBALT 2019-B A3	DTD 11/20/2019 2.000% 10/17/2022	587690AC5	AAA	NR	11/13/19	11/20/19	2,472,672.65	2.01	2,198.28	2,472,868.15	2,491,738.01	
HAROT 2020-1 A2	DTD 02/26/2020 1.630% 10/21/2022	43813RAB3	NR	Aaa	02/19/20	02/26/20	3,779,180.21	1.63	1,711.30	3,779,350.29	3,793,992.70	
TAOT 2020-A A2	DTD 02/12/2020 1.670% 11/15/2022	89232HAB1	AAA	Aaa	02/04/20	02/12/20	4,999,071.92	1.67	3,710.47	4,999,099.03	5,016,283.94	
MBALT 2020-A A3	DTD 01/29/2020 1.840% 12/15/2022	58770FAC6	AAA	Aaa	01/21/20	01/29/20	4,999,341.00	1.84	4,088.89	4,999,628.18	5,045,502.50	
JOHN DEERE OWNER TRUST OTHER ABS	DTD 03/11/2020 1.010% 01/15/2023	47789KAB9	NR	Aaa	03/04/20	03/11/20	2,057,108.55	1.01	923.48	2,057,166.73	2,061,530.00	
HAROT 2019-1 A3	DTD 02/27/2019 2.830% 03/20/2023	43814WAC9	AAA	NR	02/19/19	02/27/19	2,660,228.79	2.83	2,718.68	2,660,266.98	2,693,511.27	
HAROT 2019-2 A3	DTD 05/29/2019 2.520% 06/21/2023	43815MAC0	NR	Aaa	05/21/19	05/29/19	7,027,220.23	2.52	4,919.24	7,027,344.40	7,128,705.50	
JDOT 2019-A A3	DTD 03/13/2019 2.910% 07/15/2023	47789JAD8	NR	Aaa	03/05/19	03/13/19	2,743,550.14	2.91	3,548.76	2,743,716.09	2,782,297.94	
TAOT 2019-A A3	DTD 02/13/2019 2.910% 07/15/2023	89239AAD5	AAA	Aaa	02/05/19	02/13/19	5,416,967.94	2.91	7,007.22	5,417,462.43	5,502,481.69	
TAOT 2019-B A3	DTD 05/08/2019 2.570% 08/15/2023	89239JAD6	AAA	Aaa	04/30/19	05/08/19	4,380,795.26	2.57	5,004.64	4,381,119.60	4,439,335.97	
HAROT 2019-3 A3	DTD 08/27/2019 1.780% 08/15/2023	43815NAC8	AAA	Aaa	08/21/19	08/27/19	4,749,960.58	1.78	3,757.78	4,749,977.26	4,803,605.18	
TAOT 2019-C A3	DTD 08/14/2019 1.910% 09/15/2023	89238UAD2	AAA	Aaa	08/06/19	08/14/19	4,999,959.00	1.91	4,244.44	4,999,976.19	5,052,426.00	
TL0T 2021-A A2	DTD 04/21/2021 0.270% 09/20/2023	89238EAB2	AAA	Aaa	04/13/21	04/21/21	5,999,230.80	0.28	450.00	5,999,239.52	5,999,537.66	
JDOT 2019-B A3	DTD 07/24/2019 2.210% 12/15/2023	477870AC3	NR	Aaa	07/16/19	07/24/19	2,110,890.28	2.22	2,073.80	2,111,070.97	2,140,183.20	



## Managed Account Detail of Securities Held

For the Month Ending **April 30, 2021**

**SAN BERNARDINO COUNTY - 76990800**

Security Type/Description	Dated Date/Coupon/Maturity	CUSIP	S&P Rating	Moody's Rating	Trade Date	Settle Date	Original Cost	YTM at Cost	Accrued Interest	Amortized Cost	Market Value
<b>Asset-Backed Security</b>											
TAOT 2019-D A3	11/13/2019 1.920% 01/16/2024	89233MAD5	AAA	Aaa	11/06/19	11/13/19	4,499,675.10	1.92	3,840.00	4,499,789.08	4,565,796.30
HAROT 2019-4 A3	11/26/2019 1.830% 01/18/2024	43813VAC2	AAA	NR	11/19/19	11/26/19	8,998,396.20	1.83	5,947.50	8,998,949.16	9,135,338.40
HART 2019-B A3	11/06/2019 1.940% 02/15/2024	44891JAC2	AAA	NR	10/29/19	11/06/19	3,749,827.13	1.94	3,233.33	3,749,887.11	3,799,449.00
MBART 2019-1 A3	09/25/2019 1.940% 03/15/2024	58769TAD7	AAA	Aaa	09/18/19	09/25/19	6,999,036.10	1.94	6,035.56	6,999,380.81	7,082,891.20
TLOT 2021-A A3	04/21/2021 0.390% 04/22/2024	89238EAC0	AAA	Aaa	04/13/21	04/21/21	4,499,474.85	0.39	487.50	4,499,479.64	4,502,947.43
HAROT 2020-1 A3	02/26/2020 1.610% 04/22/2024	43813RAC1	NR	Aaa	02/19/20	02/26/20	9,998,040.00	1.61	4,472.22	9,998,595.57	10,159,093.00
TAOT 2020-A A3	02/12/2020 1.660% 05/15/2024	89232HAC9	AAA	Aaa	02/04/20	02/12/20	14,998,917.00	1.66	11,066.67	14,999,226.43	15,240,672.00
JOHN DEERE OWNER TRUST	03/11/2020 1.100% 08/15/2024	47789KAC7	NR	Aaa	03/04/20	03/11/20	4,999,694.50	1.10	2,444.44	4,999,773.05	5,049,025.00
CHAIT 2012-A7 A7	10/09/2012 2.160% 09/15/2024	161571FQ2	AAA	NR	09/17/19	09/18/19	10,060,156.25	2.03	9,600.00	10,040,664.83	10,260,087.00
CHAIT 2020-A1 A1	02/18/2020 1.530% 01/15/2025	161571HP2	AAA	NR	02/10/20	02/18/20	7,998,167.20	1.53	5,440.00	7,998,614.92	8,167,640.80
<b>Security Type Sub-Total</b>		<b>140,312,958.81</b>					<b>140,358,705.96</b>	<b>1.80</b>	<b>102,966.25</b>	<b>140,343,983.66</b>	<b>142,085,025.18</b>
<b>Managed Account Sub-Total</b>		<b>9,455,512,941.61</b>					<b>9,459,325,727.27</b>	<b>0.82</b>	<b>20,276,943.55</b>	<b>9,465,710,534.29</b>	<b>9,548,327,720.94</b>
<b>Securities Sub-Total</b>		<b>\$9,455,512,941.61</b>					<b>\$9,459,325,727.27</b>	<b>0.83%</b>	<b>\$20,276,943.55</b>	<b>\$9,465,710,534.29</b>	<b>\$9,548,327,720.94</b>
<b>Accrued Interest</b>											<b>\$20,276,943.55</b>
<b>Total Investments</b>											<b>\$9,568,604,664.49</b>





## Managed Account Fair Market Value & Analytics

For the Month Ending **April 30, 2021**

SAN BERNARDINO COUNTY - 76990800

Security Type/Description	Dated Date/Coupon/Maturity	CUSIP	Par	Broker	Next Call Date	Market Price	Market Value	Unreal G/L On Cost	Unreal G/L Amort Cost	Effective Duration	YTM at Mkt
<b>U.S. Treasury Bond / Note</b>											
US TREASURY NOTES	DTD 05/31/2016 1.375% 05/31/2021	912828R77	25,000,000.00	RBC CAP		100.09	25,023,437.50	688,476.56	35,737.85	0.09	0.27
US TREASURY NOTES	DTD 05/31/2014 2.000% 05/31/2021	912828WN6	50,000,000.00	BARCLAYS		100.14	50,070,310.00	(376,955.63)	62,118.32	0.09	0.35
US TREASURY NOTES	DTD 07/31/2014 2.250% 07/31/2021	912828WY2	100,000,000.00	MORGANST		100.55	100,546,880.00	621,098.75	555,086.45	0.25	0.10
US TREASURY NOTES	DTD 09/30/2016 1.125% 09/30/2021	912828T34	25,000,000.00	MIZUHO		100.45	25,113,280.00	915,037.81	200,327.99	0.42	0.04
US TREASURY NOTES	DTD 12/01/2014 1.875% 11/30/2021	912828G53	25,000,000.00	BMO		101.06	25,265,625.00	531,250.00	296,970.22	0.58	0.06
US TREASURY NOTES	DTD 02/02/2015 1.500% 01/31/2022	912828H86	50,000,000.00	TD SEC U		101.08	50,539,060.00	1,759,763.12	724,525.94	0.75	0.07
US TREASURY NOTES	DTD 02/28/2017 1.875% 02/28/2022	912828W55	25,000,000.00	CITIGRP		101.48	25,371,095.00	547,852.81	405,626.02	0.83	0.09
US TREASURY NOTES	DTD 06/30/2020 0.125% 06/30/2022	912828ZX1	100,000,000.00	CITIGRP		100.05	100,046,880.00	7,817.50	10,552.73	1.17	0.08
US TREASURY NOTES	DTD 06/30/2020 0.125% 06/30/2022	912828ZX1	100,000,000.00	RBC CAP		100.05	100,046,880.00	5.00	3,287.28	1.17	0.08
US TREASURY NOTES	DTD 07/31/2017 1.875% 07/31/2022	912828P4	100,000,000.00	RBC		102.22	102,218,750.00	3,472,656.25	2,700,047.35	1.24	0.10
US TREASURY NOTES	DTD 11/02/2015 1.875% 10/31/2022	912828M49	25,000,000.00	BMO_DIR		102.59	25,648,437.50	909,179.69	727,995.81	1.49	0.14
US TREASURY NOTES	DTD 05/31/2016 1.625% 05/31/2023	912828R69	50,000,000.00	DEUTSCHE		102.98	51,492,190.00	2,833,986.87	2,165,747.21	2.05	0.19
US TREASURY NOTES	DTD 06/30/2016 1.375% 06/30/2023	912828S35	25,000,000.00	MIZUHO		102.53	25,632,812.50	931,640.62	810,847.35	2.14	0.20
US TREASURY NOTES	DTD 06/30/2016 1.375% 06/30/2023	912828S35	50,000,000.00	WELLSFAR		102.53	51,265,625.00	3,142,578.12	2,223,501.59	2.14	0.20
US TREASURY NOTES	DTD 07/02/2018 2.625% 06/30/2023	9128284U1	50,000,000.00	SOC GEN		105.25	52,625,000.00	1,990,234.37	2,300,217.07	2.11	0.20
US TREASURY NOTES	DTD 06/30/2016 1.375% 06/30/2023	912828S35	100,000,000.00	SOC GEN		102.53	102,531,250.00	6,496,093.75	4,570,460.00	2.14	0.20
US TREASURY NOTES	DTD 08/01/2016 1.250% 07/31/2023	912828S92	100,000,000.00	BNP		102.33	102,328,120.00	6,062,495.00	4,261,235.94	2.22	0.21



## Managed Account Fair Market Value & Analytics

For the Month Ending **April 30, 2021**

SAN BERNARDINO COUNTY - 76990800

Security Type/Description	Dated Date/Coupon/Maturity	CUSIP	Par	Broker	Next Call Date	Market Price	Market Value	Unreal G/L On Cost	Unreal G/L Amort Cost	Effective Duration	YTM at Mkt
<b>U.S. Treasury Bond / Note</b>											
US TREASURY NOTES	9128282D1	100,000,000.00	MORGANST			102.69	102,687,500.00	6,125,000.00	4,499,845.30	2.30	0.22
DTD 08/31/2016 1.375% 08/31/2023											
US TREASURY NOTES	912828WJ5	50,000,000.00	BNP			106.52	53,257,810.00	1,195,310.00	1,901,545.19	2.92	0.34
DTD 05/15/2014 2.500% 05/15/2024											
US TREASURY NOTES	912828WJ5	50,000,000.00	WELLSFAR			106.52	53,257,810.00	1,646,481.87	2,141,346.69	2.92	0.34
DTD 05/15/2014 2.500% 05/15/2024											
US TREASURY NOTES	912828XX3	50,000,000.00	DAIWA			105.09	52,546,875.00	1,660,156.25	1,957,428.84	3.07	0.38
DTD 06/30/2017 2.000% 06/30/2024											
US TREASURY NOTES	912828XX3	50,000,000.00	MORGANST			105.09	52,546,875.00	1,529,296.87	1,856,140.81	3.07	0.38
DTD 06/30/2017 2.000% 06/30/2024											
US TREASURY NOTES	912828XX3	50,000,000.00	RBC			105.09	52,546,875.00	1,611,328.12	1,910,703.12	3.07	0.38
DTD 06/30/2017 2.000% 06/30/2024											
US TREASURY NOTES	9128286Z8	50,000,000.00	MORGANST			104.30	52,148,440.00	1,974,611.87	2,027,534.27	3.08	0.38
DTD 06/30/2019 1.750% 06/30/2024											
US TREASURY NOTES	9128282N9	50,000,000.00	TOR DOM			105.56	52,781,250.00	1,306,640.62	1,783,893.11	3.15	0.40
DTD 07/31/2017 2.125% 07/31/2024											
US TREASURY NOTES	912828JZ7	50,000,000.00	MIZUHO			105.50	52,750,000.00	2,173,828.12	2,326,128.33	3.66	0.53
DTD 02/17/2015 2.000% 02/15/2025											
US TREASURY NOTES	912828XB1	50,000,000.00	BMO			106.06	53,031,250.00	1,921,875.00	2,206,071.92	3.86	0.60
DTD 05/15/2015 2.125% 05/15/2025											
<b>Security Type Sub-Total</b>			<b>1,550,000,000.00</b>				<b>1,593,320,317.50</b>	<b>51,677,739.31</b>	<b>44,664,922.70</b>	<b>1.94</b>	<b>0.23</b>

<b>Supra-National Agency Bond / Note</b>											
INTL BANK OF RECONSTRUCTION AND DEV NOTE	459058GH0	50,000,000.00	MORGANST			100.57	50,287,200.00	404,200.00	296,076.60	0.23	0.26
DTD 07/25/2018 2.750% 07/23/2021											
INTL BANK OF RECON AND DEV GLOBAL NOTES	459058GF4	20,000,000.00	DEUTSCHE			101.23	20,246,200.00	291,200.00	253,160.99	0.61	0.14
DTD 12/13/2017 2.125% 12/13/2021											
INTL BANK OF RECONSTRUCTION AND DEV NOTE	459058FY4	50,000,000.00	CIBC			101.35	50,675,950.00	(221,350.00)	(12,319.89)	0.73	0.17
DTD 01/26/2017 2.000% 01/26/2022											





## Managed Account Fair Market Value & Analytics

For the Month Ending **April 30, 2021**

SAN BERNARDINO COUNTY - 76990800

Security Type/Description	Dated Date/Coupon/Maturity	CUSIP	Par	Broker	Next Call Date	Market Price	Market Value	Unreal G/L On Cost	Unreal G/L Amort Cost	Effective Duration	YTM at Mkt
<b>Supra-National Agency Bond / Note</b>											
INTER-AMERICAN DEVELOPMENT BANK		4581X0DD7	25,000,000.00	JPMCHASE		103.91	25,976,275.00	1,032,275.00	995,938.24	1.38	0.22
NOTE											
DTD 09/26/2018 3.000% 09/26/2022											
INTL BK OF RECON AND DEV NOTE		459058JV6	75,000,000.00	WELLS_F		99.84	74,883,675.00	38,925.00	36,585.62	1.97	0.21
DTD 04/20/2021 0.125% 04/20/2023											
INTER-AMERICAN DEVEL BK CORPORATE		4581X0DM7	20,000,000.00	RBC CAP		100.54	20,108,900.00	115,700.00	113,451.47	2.05	0.24
NOTES											
DTD 04/24/2020 0.500% 05/24/2023											
INTER-AMERICAN DEVELOPMENT BANK		4581X0CC0	25,000,000.00	BMO		106.46	26,615,150.00	1,135,150.00	1,358,648.19	2.36	0.33
NOTE											
DTD 10/04/2013 3.000% 10/04/2023											
INTL BK RECON & DEVELOP CORPORATE		459058JM6	25,000,000.00	TD		99.81	24,952,750.00	6,500.00	(1,255.71)	2.56	0.32
NOTES											
DTD 11/24/2020 0.250% 11/24/2023											
INTL BANK OF RECON AND DEV SN (FLOATER)		45906M2B6	10,000,000.00	BMO		100.83	10,082,760.00	82,760.00	82,760.00	0.00	0.40
DTD 06/16/2020 0.400% 06/17/2024											
<b>Security Type Sub-Total</b>			<b>300,000,000.00</b>				<b>303,828,860.00</b>	<b>2,885,360.00</b>	<b>3,123,045.51</b>	<b>1.36</b>	<b>0.24</b>

### NOW Account

BANK OF THE WEST MONEY MARKET FUND	BKOFWEST7	22,000,000.00	DIRECT			1.00	22,000,000.00	0.00	0.00	0.00	0.10
BANK OF THE WEST MONEY MARKET FUND	BKOFWEST7	28,000,000.00	DIRECT			1.00	28,000,000.00	0.00	0.00	0.00	0.10
BANK OF THE WEST MONEY MARKET FUND	BKOFWEST7	150,000,000.00	DIRECT			1.00	150,000,000.00	0.00	0.00	0.00	0.10
<b>Security Type Sub-Total</b>		<b>200,000,000.00</b>					<b>200,000,000.00</b>	<b>0.00</b>	<b>0.00</b>	<b>0.00</b>	<b>0.10</b>

### Money Market Mutual Fund

FEDERATED GOVT OBLIGATIONS FUND	608919718	1,000,000.00				1.00	1,000,000.00	0.00	0.00	0.00	0.02
FIDELITY GOV'T MM FUND 2642	31607A703	1,000,000.00				1.00	1,000,000.00	0.00	0.00	0.00	0.01
<b>Security Type Sub-Total</b>		<b>2,000,000.00</b>					<b>2,000,000.00</b>	<b>0.00</b>	<b>0.00</b>	<b>0.00</b>	<b>0.02</b>

### Joint Powers Authority



## Managed Account Fair Market Value & Analytics

For the Month Ending **April 30, 2021**

SAN BERNARDINO COUNTY - 76990800

Security Type/Description	Dated Date/Coupon/Maturity	CUSIP	Par	Broker	Next Call Date	Market Price	Market Value	Unreal G/L On Cost	Unreal G/L Amort Cost	Effective Duration	YTM at Mkt
<b>Joint Powers Authority</b>											
CALIFORNIA ASSET MANAGEMENT PROGRAM	CAMPMF025		44,000,000.00	DIRECT		1.00	44,000,000.00	0.00	0.00	0.00	0.05
CALIFORNIA ASSET MANAGEMENT PROGRAM	CAMPMF025		136,000,000.00	DIRECT		1.00	136,000,000.00	0.00	0.00	0.00	0.05
CALIFORNIA ASSET MANAGEMENT PROGRAM	CAMPMF025		285,000,000.00	DIRECT		1.00	285,000,000.00	0.00	0.00	0.00	0.05
<b>Security Type Sub-Total</b>			<b>465,000,000.00</b>				<b>465,000,000.00</b>	<b>0.00</b>	<b>0.00</b>	<b>0.00</b>	<b>0.05</b>
<b>Federally Insured Cash Account</b>											
STONECASTLE FICA	FICAMF003		25,000,000.00			1.00	25,000,000.00	0.00	0.00	0.00	0.05
<b>Security Type Sub-Total</b>			<b>25,000,000.00</b>				<b>25,000,000.00</b>	<b>0.00</b>	<b>0.00</b>	<b>0.00</b>	<b>0.05</b>
<b>Federal Agency Collateralized Mortgage Obligation</b>											
FHMS K033 A2	3137B4WB8		2,800,000.00	CANTFIT		105.22	2,946,211.94	(32,506.81)	(4,338.15)	2.10	0.64
DTD 10/01/2013 3.060% 07/01/2023											
FHMS K726 A1	3137BYLE8		25,000,000.00	INCAPIT		106.46	26,614,326.50	(248,954.75)	(246,902.68)	2.41	0.10
DTD 06/01/2017 2.700% 10/25/2023											
FHMS KMP1 A2	3137FATE8		50,000,000.00	JPMCHAS		106.48	53,238,070.00	(785,367.50)	(588,866.55)	3.10	0.96
DTD 09/01/2017 2.982% 08/01/2024											
FHMS K729 A2	3137FCM43		16,500,000.00	CANTFIT		107.09	17,670,592.01	(298,939.24)	(198,121.29)	3.25	1.02
DTD 12/01/2017 3.136% 10/01/2024											
FHMS K045 A2	3137BHXJ1		25,000,000.00	MS		107.53	26,883,688.00	(582,132.31)	(356,599.96)	3.48	0.93
DTD 05/01/2015 3.023% 01/01/2025											
FHMS KJ32 A1	3137F72U8		2,427,445.68	JPM		97.92	2,376,861.69	(50,574.28)	(50,575.18)	3.23	1.04
DTD 11/01/2020 0.516% 06/01/2025											
FRESB 2021-SB82 A5	30318CAA5		1,498,493.06	PIPER J		100.49	1,505,841.68	0.00	417.15	4.43	0.56
DTD 01/01/2021 0.670% 11/01/2025											
FRESB 2021-SB82 A5	30318CAA5		3,496,483.82	WELLS_F		100.49	3,513,630.57	0.00	973.35	4.43	0.56
DTD 01/01/2021 0.670% 11/01/2025											
FHMS KJ33 A1	3137F9ZD6		11,945,771.16	JPMCHAS		97.86	11,689,624.56	(255,764.33)	(255,778.40)	3.17	0.92
DTD 02/01/2021 0.440% 12/01/2025											



## Managed Account Fair Market Value & Analytics

For the Month Ending **April 30, 2021**

SAN BERNARDINO COUNTY - 76990800

Security Type/Description	CUSIP	Par	Broker	Next Call Date	Market Price	Market Value	Unreal G/L On Cost	Unreal G/L Amort Cost	Effective Duration	YTM at Mkt
FRESB 2021-SB83	30318NAA1	3,991,789.08	JPMCHAS		100.47	4,010,534.52	0.00	748.97	4.60	0.57
DTD 02/01/2021 0.670% 01/01/2026										
<b>Security Type Sub-Total</b>		<b>142,659,982.80</b>				<b>150,449,381.47</b>	<b>(2,254,239.22)</b>	<b>(1,699,042.74)</b>	<b>3.14</b>	<b>0.78</b>
<b>Federal Agency Bond / Note</b>										
FREDDIE MAC NOTES (CALLED, OMD 05/04/23)	3134GVRD2	50,000,000.00	RBC	05/04/21	100.00	50,000,550.00	550.00	550.00	0.01	0.35
DTD 05/04/2020 0.450% 05/04/2021										
FEDERAL FARM CREDIT BANK NOTES	3133EJW70	25,000,000.00	DEUTSCHE		100.18	25,045,475.00	89,725.00	46,689.32	0.07	0.35
DTD 11/26/2018 2.875% 05/26/2021										
FEDERAL FARM CREDIT BANK NOTES	3133EJW70	50,000,000.00	MIZUHO		100.18	50,090,950.00	124,950.00	91,882.02	0.07	0.35
DTD 11/26/2018 2.875% 05/26/2021										
FANNIE MAE NOTES	3135GOU35	75,000,000.00	TD SEC U		100.37	75,277,875.00	295,125.00	278,695.68	0.14	0.18
DTD 06/25/2018 2.750% 06/22/2021										
FHLB NOTES	313378JP7	20,000,000.00	MIZUHO		100.83	20,165,680.00	(155,920.00)	108,468.14	0.36	0.08
DTD 03/05/2012 2.375% 09/10/2021										
FEDERAL HOME LOAN BANKS NOTES	3130AF5B9	50,000,000.00	BARCLAYS		101.30	50,650,200.00	682,700.00	655,063.14	0.45	0.11
DTD 10/12/2018 3.000% 10/12/2021										
FEDERAL HOME LOAN BANKS NOTES	3130AHJY0	30,000,000.00	WELLSFAR		100.85	30,256,380.00	307,680.00	270,345.77	0.55	0.08
DTD 11/08/2019 1.625% 11/19/2021										
FEDERAL HOME LOAN BANKS NOTES	3130AHSR5	22,500,000.00	BARCLAYS		100.99	22,722,682.50	246,982.50	230,427.92	0.64	0.08
DTD 12/20/2019 1.625% 12/20/2021										
FANNIE MAE NOTES	3135GOU92	60,000,000.00	TD		101.77	61,061,940.00	1,105,140.00	1,071,991.09	0.69	0.09
DTD 01/11/2019 2.625% 01/11/2022										
FEDERAL FARM CREDIT BANK NOTES	3133EJ5P0	50,000,000.00	FTN		101.80	50,901,100.00	943,600.00	911,259.67	0.71	0.08
DTD 01/18/2019 2.600% 01/18/2022										
FANNIE MAE NOTES	3135GOV59	75,000,000.00	BARCLAYS		102.05	76,538,025.00	1,784,025.00	1,615,685.58	0.94	0.09
DTD 04/12/2019 2.250% 04/12/2022										
FEDERAL FARM CREDIT BANK NOTES	3133ELYR9	100,000,000.00	JPMCHAS		100.17	100,170,200.00	297,200.00	234,569.86	1.01	0.08
DTD 05/06/2020 0.250% 05/06/2022										
FEDERAL HOME LOAN BANK	313379O69	25,000,000.00	WELLSFAR		102.24	25,560,300.00	403,800.00	500,505.19	1.10	0.11
DTD 06/01/2012 2.125% 06/10/2022										



## Managed Account Fair Market Value & Analytics

For the Month Ending **April 30, 2021**

SAN BERNARDINO COUNTY - 76990800

Security Type/Description	Dated Date/Coupon/Maturity	CUSIP	Par	Broker	Next Call Date	Market Price	Market Value	Unreal G/L On Cost	Unreal G/L Amort Cost	Effective Duration	YTM at Mkt
<b>Federal Agency Bond / Note</b>											
FFCB NOTES		3133ELDK7	40,000,000.00	INCAPITA		101.72	40,686,840.00	688,959.20	687,792.71	1.11	0.10
DTD 12/16/2019 1.630% 06/15/2022											
FREDDIE MAC NOTES		3137EAET2	25,000,000.00	WELLS_F		100.03	25,007,325.00	63,825.00	42,058.61	1.24	0.10
DTD 07/23/2020 0.125% 07/25/2022											
FANNIE MAE NOTES		3135GOW33	75,000,000.00	BARCLAYS		101.69	76,267,200.00	1,528,200.00	1,384,602.37	1.34	0.12
DTD 09/06/2019 1.375% 09/06/2022											
FEDERAL HOME LOAN BANKS NOTES		313380GJ0	10,000,000.00	WELLSFAR		102.54	10,254,290.00	103,790.00	186,857.30	1.34	0.13
DTD 08/13/2012 2.000% 09/09/2022											
FEDERAL HOME LOAN BANK NOTES		3130AKDH6	64,000,000.00	CITIGRP		99.99	63,991,296.00	75,776.00	53,642.01	1.47	0.13
DTD 10/22/2020 0.125% 10/21/2022											
FFCB NOTES		3133EMGX4	75,000,000.00	BARCLAY		99.95	74,965,875.00	109,125.00	77,923.97	1.56	0.15
DTD 11/23/2020 0.125% 11/23/2022											
FEDERAL FARM CREDIT BANK NOTES(CALLABLE)		3133ELJN5	10,000,000.00	OTHER	01/24/22	101.12	10,112,490.00	117,490.00	115,377.77	0.73	0.98
DTD 01/24/2020 1.640% 01/24/2023											
FEDERAL FARM CREDIT BANK NOTES(CALLABLE)		3133ELJN5	20,000,000.00	DAIWA	01/24/22	101.12	20,224,980.00	234,980.00	230,755.55	0.73	0.98
DTD 01/24/2020 1.640% 01/24/2023											
FEDERAL FARM CREDIT BANK NOTES(CALLABLE)		3133ELJN5	20,000,000.00	FCSTONE	01/24/22	101.12	20,224,980.00	234,980.00	230,755.55	0.73	0.98
DTD 01/24/2020 1.640% 01/24/2023											
FEDERAL FARM CREDIT BANK NOTES		3133EMPH9	10,000,000.00	CASTLE		99.90	9,989,640.00	(4,760.00)	(5,427.40)	1.76	0.18
DTD 02/03/2021 0.125% 02/03/2023											
FEDERAL FARM CREDIT BANK NOTES		3133EMPH9	40,000,000.00	TOR DOM		99.90	39,958,560.00	(19,040.00)	(21,709.59)	1.76	0.18
DTD 02/03/2021 0.125% 02/03/2023											
FEDERAL HOME LOAN BANKS NOTES		3130AJTE3	50,000,000.00	WELLSFAR		102.13	51,062,750.00	1,154,750.00	1,118,101.65	1.78	0.19
DTD 02/21/2020 1.375% 02/17/2023											
FEDERAL HOME LOAN BANKS NOTES		3130ADRG9	10,000,000.00	TOR DOM		104.74	10,474,320.00	431,640.00	455,294.99	1.82	0.20
DTD 03/01/2018 2.750% 03/10/2023											
FREDDIE MAC NOTES		3137EAEQ8	50,000,000.00	CITIGRP		100.35	50,177,000.00	302,000.00	259,077.63	1.97	0.20
DTD 04/20/2020 0.375% 04/20/2023											
FREDDIE MAC NOTES		3137EAERG	100,000,000.00	WELLS_F		100.34	100,341,500.00	383,500.00	369,704.94	2.01	0.20
DTD 05/07/2020 0.375% 05/05/2023											



## Managed Account Fair Market Value & Analytics

For the Month Ending **April 30, 2021**

SAN BERNARDINO COUNTY - 76990800

Security Type/Description	Dated Date/Coupon/Maturity	CUSIP	Par	Broker	Next Call Date	Market Price	Market Value	Unreal G/L On Cost	Unreal G/L Amort Cost	Effective Duration	YTM at Mkt
<b>Federal Agency Bond / Note</b>											
FANNIE MAE NOTES	DTD 05/22/2020 0.250% 05/22/2023	3135G04Q3	100,000,000.00	CITIGRP		100.09	100,093,600.00	394,600.00	300,039.27	2.06	0.20
FFCB FLOATING NOTES	DTD 06/09/2020 0.330% 06/09/2023	3133ELH72	45,000,000.00	LOOP CA		100.54	45,245,205.00	245,205.00	245,205.00	0.00	0.33
FREDDIE MAC NOTES	DTD 06/26/2020 0.250% 06/26/2023	3137EAES4	23,000,000.00	TOR DOM		100.08	23,017,572.00	84,732.00	65,780.00	2.15	0.21
FANNIE MAE NOTES	DTD 07/10/2020 0.250% 07/10/2023	3135G05G4	50,000,000.00	CITIGRP		100.06	50,030,100.00	137,600.00	108,638.81	2.19	0.22
FEDERAL FARM CREDIT BANKS NOTES	DTD 08/14/2019 1.600% 08/14/2023	3133EKZK5	10,000,000.00	WELLSFAR		103.11	10,310,870.00	263,770.00	283,671.87	2.25	0.24
FREDDIE MAC NOTES	DTD 08/21/2020 0.250% 08/24/2023	3137EAEV7	45,000,000.00	CITIGRP		100.04	45,018,225.00	64,125.00	53,548.77	2.31	0.23
FREDDIE MAC NOTES	DTD 09/04/2020 0.250% 09/08/2023	3137EAEW5	32,000,000.00	WELLS_F		100.02	32,005,696.00	16,256.00	13,959.51	2.35	0.24
FREDDIE MAC NOTES	DTD 10/16/2020 0.125% 10/16/2023	3137EAEY1	64,000,000.00	WELLS_F		99.69	63,800,768.00	39,488.00	(3,459.80)	2.46	0.25
FREDDIE MAC NOTES	DTD 11/05/2020 0.250% 11/06/2023	3137EAEZ8	75,000,000.00	CITIGRP		100.02	75,014,250.00	81,750.00	70,849.00	2.51	0.24
FANNIE MAE NOTES	DTD 11/25/2020 0.250% 11/27/2023	3135G06H1	50,000,000.00	JPMCHAS		99.97	49,984,150.00	41,150.00	32,992.30	2.57	0.26
FREDDIE MAC NOTES	DTD 12/04/2020 0.250% 12/04/2023	3137EAF2	62,000,000.00	CITIGRP		99.97	61,980,222.00	41,602.00	33,305.89	2.59	0.26
FANNIE MAE NOTES	DTD 02/08/2019 2.500% 02/05/2024	3135G0V34	100,000,000.00	JPM_CHAS		106.05	106,054,100.00	6,426,100.00	6,260,199.84	2.68	0.30
FHLB BONDS	DTD 02/15/2019 2.500% 02/13/2024	3130AFW94	50,000,000.00	BARCLAYS		106.10	53,051,350.00	3,228,350.00	3,150,136.18	2.70	0.30
FHLMC (CALLABLE) NOTES	DTD 04/29/2020 0.570% 04/29/2024	3134GVPP7	25,000,000.00	CANTFIT	04/29/22	100.31	25,078,300.00	78,300.00	78,300.00	1.00	0.46
FHLMC (CALLABLE) NOTES	DTD 05/20/2020 0.560% 05/20/2024	3134GVTN8	25,000,000.00	LOOP CA	05/20/21	100.02	25,005,850.00	15,850.00	13,481.76	0.06	0.55
FHLMC (CALLABLE) NOTES	DTD 05/20/2020 0.510% 05/20/2024	3134GVUY2	25,000,000.00	WELLS_F	05/20/22	100.19	25,047,400.00	47,400.00	47,400.00	1.05	0.45
FHLMC (CALLABLE) NOTES	DTD 05/20/2020 0.590% 05/20/2024	3134GVXD5	25,000,000.00	GREAT P	05/20/21	100.02	25,006,075.00	6,075.00	6,075.00	0.06	0.58



## Managed Account Fair Market Value & Analytics

For the Month Ending **April 30, 2021**

SAN BERNARDINO COUNTY - 76990800

Security Type/Description	Dated Date/Coupon/Maturity	CUSIP	Par	Broker	Next Call Date	Market Price	Market Value	Unreal G/L On Cost	Unreal G/L Amort Cost	Effective Duration	YTM at Mkt
<b>Federal Agency Bond / Note</b>											
FHLMC (CALLABLE) NOTES	DTD 05/20/2020 0.500% 05/20/2024	3134GVXC7	25,000,000.00	INCAPIT	05/20/22	100.14	25,035,550.00	35,550.00	35,550.00	1.05	0.45
FANNIE MAE NOTES	DTD 07/08/2019 1.750% 07/02/2024	3135G0V75	25,000,000.00	CITI		104.23	26,058,050.00	1,277,050.00	1,197,391.76	3.09	0.41
FEDERAL HOME LOAN BANK NOTES	DTD 08/15/2014 2.875% 09/13/2024	3130A2UW4	25,000,000.00	WELLSFAR		108.11	27,026,650.00	575,900.00	1,043,239.62	3.23	0.45
FEDERAL HOME LOAN BANK NOTES	DTD 08/15/2014 2.875% 09/13/2024	3130A2UW4	25,000,000.00	MORGANST		108.11	27,026,650.00	593,325.00	1,053,980.17	3.23	0.45
FANNIE MAE NOTES	DTD 10/18/2019 1.625% 10/15/2024	3135G0W66	25,000,000.00	CITI		103.94	25,984,900.00	1,027,650.00	1,014,501.56	3.38	0.48
FEDERAL HOME LOAN BANK NOTES	DTD 11/06/2014 2.750% 12/13/2024	3130A3GE8	10,000,000.00	JEFFERIE		107.92	10,792,080.00	276,450.00	420,601.60	3.44	0.54
FEDERAL HOME LOAN BANK NOTES	DTD 11/06/2014 2.750% 12/13/2024	3130A3GE8	25,000,000.00	INTL_FCS		107.92	26,980,200.00	595,700.00	982,756.40	3.44	0.54
FEDERAL HOME LOAN BANK NOTES	DTD 11/06/2014 2.750% 12/13/2024	3130A3GE8	25,000,000.00	WELLSFAR		107.92	26,980,200.00	692,700.00	1,052,638.69	3.44	0.54
FANNIE MAE NOTES	DTD 01/10/2020 1.625% 01/07/2025	3135G0X24	75,000,000.00	BARCLAYS		103.97	77,980,350.00	3,219,600.00	3,157,032.98	3.58	0.53
FREDDIE MAC NOTES	DTD 02/14/2020 1.500% 02/12/2025	3137EAEPO	50,000,000.00	WELLSFAR		103.46	51,729,500.00	1,768,000.00	1,758,675.62	3.68	0.57
FEDERAL HOME LOAN BANKS NOTES	DTD 02/17/2015 2.375% 03/14/2025	3130A4CH3	25,840,000.00	DAIWA		106.80	27,596,939.12	938,844.72	1,156,436.58	3.72	0.60
FANNIE MAE NOTES	DTD 04/24/2020 0.625% 04/22/2025	3135G03U5	50,000,000.00	CITIGRP		100.01	50,005,100.00	108,100.00	87,093.42	3.93	0.62
FHLMC (CALLABLE) NOTES	DTD 05/06/2020 0.700% 05/06/2025	3134GVPR3	25,000,000.00	PIPER J	05/06/22	100.07	25,017,250.00	17,250.00	17,250.00	1.01	0.68
FANNIE MAE NOTES	DTD 06/19/2020 0.500% 06/17/2025	3135G04Z3	50,000,000.00	WELLS_F		99.38	49,690,550.00	(205,950.00)	(223,880.92)	4.09	0.65
FREDDIE MAC NOTES	DTD 07/23/2020 0.375% 07/21/2025	3137EAEU9	45,000,000.00	WELLS_F		98.63	44,382,060.00	(393,840.00)	(428,487.04)	4.19	0.71
FANNIE MAE NOTES	DTD 08/27/2020 0.375% 08/25/2025	3135G05X7	50,000,000.00	BARCLAY		98.55	49,277,200.00	(488,800.00)	(520,487.50)	4.29	0.72
FREDDIE MAC (CALLABLE) NOTES	DTD 09/02/2020 0.550% 09/02/2025	3134GWA22	19,900,000.00	OPCO	09/02/21	99.15	19,731,685.80	(168,314.20)	(168,314.20)	0.34	0.75





## Managed Account Fair Market Value & Analytics

For the Month Ending **April 30, 2021**

SAN BERNARDINO COUNTY - 76990800

Security Type / Description	Dated Date / Coupon / Maturity	CUSIP	Par	Broker	Next Call Date	Market Price	Market Value	Unreal G/L On Cost	Unreal G/L Amort Cost	Effective Duration	YTM at Mkt
<b>Federal Agency Bond / Note</b>											
FEDERAL HOME LOAN BANK NOTES	3130AK5E2	14,000,000.00	WELLS_F	98.55	13,796,468.00	(161,532.00)	(166,888.79)	4.31	0.72		
DTD 09/11/2020 0.375% 09/04/2025											
FREDDIE MAC NOTES	3137EAEX3	20,000,000.00	CITIGRP	98.53	19,705,760.00	(234,040.00)	(241,234.96)	4.36	0.72		
DTD 09/25/2020 0.375% 09/23/2025											
FANNIE MAE NOTES	3135G06G3	45,000,000.00	BARCLAY	98.91	44,509,635.00	(329,265.00)	(344,304.54)	4.46	0.75		
DTD 11/12/2020 0.500% 11/07/2025											
<b>Security Type Sub-Total</b>			<b>2,692,240,000.00</b>		<b>2,727,230,914.42</b>	<b>31,887,504.22</b>	<b>32,844,615.29</b>	<b>1.95</b>	<b>0.32</b>		

<b>Corporate Note</b>											
JOHN DEERE CAPITAL CORP NOTES	24422EUV9	10,000,000.00	CITIGRP	100.20	10,020,010.00	26,810.00	20,354.19	0.10	0.35		
DTD 06/07/2019 2.300% 06/07/2021											
WAL-MART STORES INC CORP NOTES	931142EJ8	7,000,000.00	CITIGRP	100.37	7,025,907.00	26,257.00	25,923.99	0.15	0.60		
DTD 06/27/2018 3.125% 06/23/2021											
WAL-MART STORES INC CORP NOTES	931142EJ8	10,000,000.00	JPMCHASE	100.37	10,037,010.00	25,210.00	36,437.29	0.15	0.60		
DTD 06/27/2018 3.125% 06/23/2021											
MICROSOFT CORP (CALLABLE) NOTES	594918BP8	9,800,000.00	LOOP CAP	100.25	9,824,539.20	216,815.20	47,895.43	0.19	0.63		
DTD 08/08/2016 1.550% 08/08/2021											
TOYOTA MOTOR CREDIT CORP CORP NOTES	89236TGJ8	15,000,000.00	BK AMER	100.73	15,109,425.00	111,225.00	109,816.52	0.44	0.13		
DTD 10/07/2019 1.800% 10/07/2021											
JOHN DEERE CAPITAL CORP	24422EUT4	5,000,000.00	BK AMER	102.49	5,124,640.00	127,040.00	125,357.22	0.91	0.23		
DTD 03/07/2019 2.950% 04/01/2022											
TOYOTA MOTOR CREDIT CORP	89236TFX8	10,000,000.00	CITIGRP	102.25	10,224,990.00	231,290.00	226,978.87	0.94	0.28		
DTD 04/12/2019 2.650% 04/12/2022											
US BANK NA CINCINNATI FLOATING CORP	90331HPD9	10,000,000.00	JPMCHAS	100.38	10,038,280.00	104,480.00	72,994.63	0.07	0.61		
DTD 05/23/2019 0.615% 05/23/2022											
US BANK NA CINCINNATI FLOATING CORP	90331HPD9	10,000,000.00	JPMCHAS	100.38	10,038,280.00	105,580.00	73,715.51	0.07	0.61		
DTD 05/23/2019 0.615% 05/23/2022											
JOHN DEERE CAPITAL CORP CORP NOTES	24422EVA4	5,000,000.00	CITI	101.86	5,093,100.00	99,550.00	95,718.51	1.11	0.28		
DTD 09/12/2019 1.950% 06/13/2022											



## Managed Account Fair Market Value & Analytics

For the Month Ending **April 30, 2021**

**SAN BERNARDINO COUNTY - 76990800**

Security Type/Description	Dated Date/Coupon/Maturity	CUSIP	Par	Broker	Next Call Date	Market Price	Market Value	Unreal G/L On Cost	Unreal G/L Amort Cost	Effective Duration	YTM at Mkt
<b>Corporate Note</b>											
JOHN DEERE CAPITAL CORP CORPORATE NOTES	24422EVG1	5,000,000.00	BARCLAY			100.20	5,010,240.00	11,290.00	10,833.30	1.18	0.38
DTD 06/04/2020 0.550% 07/05/2022											
CHEVRON USA INC CORPORATE NOTES	166756AF3	14,500,000.00	CITIGRP			100.00	14,499,753.50	(246.50)	(246.50)	1.28	0.33
DTD 08/12/2020 0.333% 08/12/2022											
EXXON MOBIL CORPORATION	30231GBB7	3,000,000.00	MORGANST			102.13	3,064,014.00	64,014.00	64,014.00	1.28	0.25
DTD 08/16/2019 1.902% 08/16/2022											
US BANK NA CINCINNATI	90331HPF4	12,000,000.00	BARCLAYS		12/09/22	102.75	12,329,688.00	339,768.00	335,215.45	1.58	0.32
DTD 12/09/2019 1.950% 01/09/2023											
BANK OF NY MELLON CORP NOTES	06406RAM9	5,000,000.00	DIRECT			102.72	5,135,845.00	63,495.00	90,059.33	1.71	0.28
DTD 01/28/2020 1.850% 01/27/2023											
JOHN DEERE CAPITAL CORP CORPORATE NOTES	24422EVH9	3,000,000.00	BARCLAY			100.80	3,023,904.00	26,364.00	25,640.86	2.16	0.33
DTD 06/04/2020 0.700% 07/05/2023											
CHEVRON USA INC CORPORATE NOTES	166756AJ5	10,000,000.00	BARCLAY			100.26	10,025,670.00	25,670.00	25,670.00	2.27	0.31
DTD 08/12/2020 0.426% 08/11/2023											
JOHN DEERE CAPITAL CORP CORPORATE NOTES	24422EVJ5	3,000,000.00	MITSU			100.10	3,002,946.00	6,426.00	5,778.26	2.43	0.36
DTD 10/09/2020 0.400% 10/10/2023											
BANK ON NY MELLON CORP FLT NOTES (CALLABLE)	06406RAT4	15,000,000.00	JPM		03/26/24	100.01	15,001,680.00	1,680.00	1,680.00	2.91	0.27
DTD 04/26/2021 0.270% 04/26/2024											
BANK OF NY MELLON CORP NOTES (CALLABLE)	06406RAS6	35,000,000.00	JPM		03/26/24	99.88	34,959,540.00	(3,010.00)	(3,180.85)	2.89	0.54
DTD 04/26/2021 0.500% 04/26/2024											
<b>Security Type Sub-Total</b>			<b>197,300,000.00</b>				<b>198,589,461.70</b>	<b>1,609,707.70</b>	<b>1,390,656.01</b>	<b>1.37</b>	<b>0.41</b>
<b>Commercial Paper</b>											
COOPERATIVE RABOBANK U.A. COMM PAPER	21687AS38	50,000,000.00	RABO_DI			100.00	49,999,800.00	50,355.56	355.56	0.01	0.05
DTD 11/02/2020 0.000% 05/03/2021											
CREDIT AGRICOLE CIB NY COMM PAPER	22533TS31	86,000,000.00	CREDITA			100.00	85,999,398.00	(387.00)	(458.67)	0.01	0.08
DTD 12/21/2020 0.000% 05/03/2021											





## Managed Account Fair Market Value & Analytics

For the Month Ending **April 30, 2021**

SAN BERNARDINO COUNTY - 76990800

Security Type/Description	Dated Date/Coupon/Maturity	CUSIP	Par	Broker	Next Call Date	Market Price	Market Value	Unreal G/L On Cost	Unreal G/L Amort Cost	Effective Duration	YTM at Mkt
<b>Commercial Paper</b>											
JP MORGAN SECURITIES LLC COMM PAPER	46640PS53	50,000,000.00	CHASE			100.00	49,998,850.00	53,850.00	72.22	0.01	0.17
DTD 11/06/2020 0.000% 05/05/2021											
CREDIT AGRICOLE CIB NY COMM PAPER	22533TS64	25,000,000.00	CREDITA			100.00	24,999,650.00	3,545.83	31.94	0.02	0.08
DTD 12/21/2020 0.000% 05/06/2021											
CREDIT AGRICOLE CIB NY COMM PAPER	22533TSL1	25,000,000.00	CREDITA			100.00	24,998,750.00	3,715.28	201.39	0.06	0.09
DTD 12/21/2020 0.000% 05/20/2021											
FAIRWAY FINANCE CORP COMM PAPER	30601VSL6	50,000,000.00	CHASE			99.99	49,994,300.00	45,300.00	633.33	0.06	0.21
DTD 12/15/2020 0.000% 05/20/2021											
NATIXIS NY BRANCH COMM PAPER	63873JSL5	50,000,000.00	NATIXIS			99.99	49,997,350.00	38,738.89	2,627.78	0.06	0.10
DTD 12/21/2020 0.000% 05/20/2021											
NATIXIS NY BRANCH COMM PAPER	63873ISU5	50,000,000.00	NATIXIS			99.99	49,996,150.00	43,691.67	4,025.00	0.08	0.10
DTD 12/16/2020 0.000% 05/28/2021											
TOYOTA MOTOR CREDIT CORP COMM PAPER	89233GSU1	50,000,000.00	TOYOTA			99.99	49,997,000.00	44,541.67	4,875.00	0.08	0.08
DTD 09/01/2020 0.000% 05/28/2021											
FAIRWAY FINANCE CORP COMM PAPER	30601VSU6	50,000,000.00	BMO			99.98	49,991,900.00	45,566.67	900.00	0.08	0.21
DTD 11/30/2020 0.000% 05/28/2021											
TOYOTA MOTOR CREDIT CORP COMM PAPER	89233GSU1	50,000,000.00	TOYOTA			99.99	49,997,000.00	32,750.00	3,750.00	0.08	0.08
DTD 09/01/2020 0.000% 05/28/2021											
COOPERATIVE RABOBANK U.A. COMM PAPER	21687AT11	25,000,000.00	RABO_DI			99.99	24,998,475.00	29,100.00	2,995.83	0.09	0.07
DTD 11/03/2020 0.000% 06/01/2021											
COOPERATIVE RABOBANK U.A. COMM PAPER	21687AT29	25,000,000.00	RABO_DI			99.99	24,998,400.00	29,170.83	3,066.67	0.09	0.07
DTD 11/03/2020 0.000% 06/02/2021											
JP MORGAN SECURITIES LLC COMM PAPER	46640PT78	50,000,000.00	CHASE			99.98	49,990,800.00	55,550.00	1,591.67	0.11	0.17
DTD 10/28/2020 0.000% 06/07/2021											
BNP PARIBAS NY BRANCH COMM PAPER	09659BTE0	25,000,000.00	BNP DIR			99.99	24,996,550.00	25,272.22	3,272.22	0.13	0.11
DTD 09/17/2020 0.000% 06/14/2021											
JP MORGAN SECURITIES LLC COMM PAPER	46640PTW3	50,000,000.00	CHASE			99.97	49,984,600.00	59,461.11	2,933.33	0.17	0.18
DTD 10/28/2020 0.000% 06/30/2021											



## Managed Account Fair Market Value & Analytics

For the Month Ending **April 30, 2021**

SAN BERNARDINO COUNTY - 76990800

Security Type/Description	CUSIP	Par	Broker	Next Call Date	Market Price	Market Value	Unreal G/L On Cost	Unreal G/L Amort Cost	Effective Duration	YTM at Mkt
<b>Commercial Paper</b>										
TOYOTA MOTOR CREDIT CORP COMM PAPER	89233GTW6	50,000,000.00	TOYOTA		99.98	49,991,850.00	50,766.67	9,350.00	0.17	0.10
DTD 10/28/2020 0.000% 06/30/2021										
BNP PARIBAS NY BRANCH COMM PAPER	09659BU24	25,000,000.00	BNP DIR		99.98	24,994,925.00	21,966.67	4,397.22	0.18	0.12
DTD 12/29/2020 0.000% 07/02/2021										
JP MORGAN SECURITIES LLC COMM PAPER	46640PU84	50,000,000.00	CHASE		99.96	49,982,400.00	38,316.67	3,177.78	0.19	0.18
DTD 01/05/2021 0.000% 07/08/2021										
BNP PARIBAS NY BRANCH COMM PAPER	09659BUC2	25,000,000.00	BNP		99.98	24,993,975.00	5,447.22	975.00	0.20	0.12
DTD 10/14/2020 0.000% 07/12/2021										
NATIXIS NY BRANCH COMM PAPER	63873JUE8	25,000,000.00	NATIXIS		99.97	24,993,525.00	18,462.50	3,288.89	0.21	0.12
DTD 12/16/2020 0.000% 07/14/2021										
STARBIRD FUNDING CORP COMM PAPER	85520LJF0	25,000,000.00	CITIGRP		99.96	24,989,900.00	4,184.72	(1,245.83)	0.21	0.19
DTD 09/21/2020 0.000% 07/15/2021										
TOYOTA MOTOR CREDIT CORP COMM PAPER	89233GUL8	25,000,000.00	TOYOTA		99.98	24,993,925.00	13,258.33	2,813.89	0.23	0.11
DTD 01/27/2021 0.000% 07/20/2021										
NATIXIS NY BRANCH COMM PAPER	63873JJP3	25,000,000.00	NATIXIS		99.97	24,992,475.00	9,683.33	544.44	0.23	0.13
DTD 10/27/2020 0.000% 07/23/2021										
COOPERATIVE RABOBANK U.A. COMM PAPER	21687AUP6	50,000,000.00	RABO_DI		99.98	49,988,400.00	27,733.33	6,844.44	0.23	0.10
DTD 01/27/2021 0.000% 07/23/2021										
CREDIT AGRICOLE CIB NY COMM PAPER	22533TUW4	50,000,000.00	CREDITA		99.97	49,985,350.00	23,683.33	4,100.00	0.25	0.12
-- 0.000% 07/30/2021										
TOYOTA MOTOR CREDIT CORP COMM PAPER	89233GV29	50,000,000.00	TOYOTA		99.97	49,984,900.00	56,705.56	13,316.67	0.26	0.12
DTD 12/10/2020 0.000% 08/02/2021										
COOPERATIVE RABOBANK U.A. COMM PAPER	21687AV26	50,000,000.00	RABO_DI		99.97	49,986,200.00	24,116.67	5,575.00	0.26	0.11
DTD 01/29/2021 0.000% 08/02/2021										
LIBERTY STREET FDG LLC COMM PAPER	53127TVB6	25,000,000.00	SCOTIA		99.94	24,983,825.00	(425.00)	(6,258.33)	0.29	0.23
DTD 07/08/2020 0.000% 08/11/2021										
EXXON MOBIL CORP COMM PAPER	30229AW13	50,000,000.00	EXXON		99.97	49,985,850.00	66,669.44	25,141.66	0.34	0.08
DTD 12/18/2020 0.000% 09/01/2021										



## Managed Account Fair Market Value & Analytics

For the Month Ending **April 30, 2021**

**SAN BERNARDINO COUNTY - 76990800**

Security Type/Description	Dated Date/Coupon/Maturity	CUSIP	Par	Broker	Next Call Date	Market Price	Market Value	Unreal G/L On Cost	Unreal G/L Amort Cost	Effective Duration	YTM at Mkt
<b>Commercial Paper</b>											
BOFA SECURITIES INC COMM PAPER	-- 0.000% 09/08/2021	06054NW80	25,000,000.00	BK AMER		99.93	24,982,025.00	4,525.00	(1,725.00)	0.36	0.20
NATIXIS NY BRANCH COMM PAPER	DTD 01/27/2020 0.000% 09/08/2021	63873JW89	50,000,000.00	NATIXIS		99.94	49,972,000.00	19,500.00	6,305.56	0.36	0.15
BOFA SECURITIES INC COMM PAPER	-- 0.000% 09/09/2021	06054NW98	25,000,000.00	BK AMER		99.93	24,981,850.00	4,475.00	(1,775.00)	0.37	0.20
BOFA SECURITIES INC COMM PAPER	-- 0.000% 09/14/2021	06054NWE7	25,000,000.00	BK AMER		99.92	24,981,000.00	4,250.00	(2,000.00)	0.38	0.20
CHEVRON CORP COMM PAPER	DTD 12/09/2020 0.000% 09/22/2021	16677JWN2	50,000,000.00	BARCLAY		99.97	49,985,900.00	26,538.89	13,900.00	0.40	0.07
BOFA SECURITIES INC COMM PAPER	-- 0.000% 09/30/2021	06054NWW7	25,000,000.00	BK AMER		99.91	24,978,225.00	3,475.00	(2,775.00)	0.43	0.21
JP MORGAN SECURITIES LLC COMM PAPER	DTD 02/17/2021 0.000% 10/01/2021	46640PX16	50,000,000.00	CHASE		99.91	49,955,300.00	5,300.00	(10,700.00)	0.43	0.21
EXXON MOBIL CORP COMM PAPER	DTD 12/30/2020 0.000% 10/07/2021	30229AX79	50,000,000.00	EXXON		99.96	49,979,800.00	13,925.00	8,508.33	0.44	0.09
COOPERATIVE RABOBANK UA COMM PAPER	DTD 08/26/2020 0.000% 10/20/2021	21687AXL2	50,000,000.00	RABOBAN		99.93	49,963,350.00	15,058.33	3,961.11	0.48	0.15
COOPERATIVE RABOBANK UA COMM PAPER	DTD 08/26/2020 0.000% 10/20/2021	21687AY15	50,000,000.00	RABOBAN		99.92	49,959,000.00	11,180.56	2,444.45	0.51	0.16
EXXON MOBIL CORP COMM PAPER	DTD 12/30/2020 0.000% 11/03/2021	30229AY37	50,000,000.00	EXXON		99.95	49,974,600.00	16,600.00	10,766.67	0.52	0.10
TOYOTA MOTOR CREDIT CORP COMM PAPER	DTD 03/18/2021 0.000% 11/12/2021	89233GYC4	50,000,000.00	TOYOTA		99.90	49,952,150.00	12,316.67	3,608.34	0.55	0.18
JP MORGAN SECURITIES LLC COMM PAPER	DTD 10/01/2020 0.000% 11/17/2021	46640PYH0	25,000,000.00	CHASE		99.88	24,968,875.00	1,375.00	(6,125.00)	0.56	0.22
JP MORGAN SECURITIES LLC COMM PAPER	DTD 03/22/2021 0.000% 12/17/2021	46640PZH9	25,000,000.00	CHASE		99.85	24,962,825.00	(91.67)	(5,230.56)	0.64	0.23
<b>Security Type Sub-Total</b>							<b>1,785,383,373.00</b>	<b>1,059,219.95</b>	<b>122,058.00</b>	<b>0.24</b>	<b>0.13</b>

**1,786,000,000.00**



## Managed Account Fair Market Value & Analytics

For the Month Ending **April 30, 2021**

SAN BERNARDINO COUNTY - 76990800

Security Type/Description	Dated Date/Coupon/Maturity	CUSIP	Par	Broker	Next Call Date	Market Price	Market Value	Unreal G/L On Cost	Unreal G/L Amort Cost	Effective Duration	YTM at Mkt
<b>Certificate of Deposit</b>											
ROYAL BANK OF CANADA NY CERT DEPOS	78012UWD3	50,000,000.00	RBC CAP			100.00	50,000,873.75	873.75	873.75	0.01	0.10
DTD 05/20/2020 0.310% 05/03/2021											
NORDEA BANK ABP NEW YORK CERT DEPOS	65558TS48	50,000,000.00	LOOP CA			100.00	50,000,450.00	450.00	450.00	0.01	0.09
DTD 11/03/2020 0.200% 05/03/2021											
SWEDBANK NY CERT DEPOS	87019VN78	50,000,000.00	DIRECT			100.00	50,001,068.55	1,068.55	1,068.55	0.02	0.10
DTD 11/24/2020 0.210% 05/07/2021											
SWEDBANK NY CERT DEPOS	87019VN86	25,000,000.00	DIRECT			100.00	25,000,693.83	693.83	693.83	0.03	0.10
DTD 11/30/2020 0.200% 05/10/2021											
NORDEA BANK ABP NEW YORK CERT DEPOS	65558TYQ2	50,000,000.00	CHASE			100.01	50,007,378.85	7,378.85	7,378.85	0.05	0.10
DTD 05/20/2020 0.380% 05/19/2021											
BANK OF NOVA SCOTIA HOUS CERT DEPOS	06417MMG7	50,000,000.00	SCOTIA			100.01	50,004,662.85	4,662.85	4,662.85	0.08	0.10
DTD 12/07/2020 0.220% 05/28/2021											
SWEDBANK NY CERT DEPOS	87019VQ34	50,000,000.00	DIRECT			100.01	50,003,108.60	3,108.60	3,108.60	0.08	0.10
DTD 01/05/2021 0.180% 05/28/2021											
BANK OF MONTREAL CHICAGO FLOATING CD	06367BMN6	50,000,000.00	BMO_DIR			100.01	50,006,850.00	6,850.00	6,850.00	0.09	0.28
DTD 06/05/2020 0.281% 06/01/2021											
BANK OF MONTREAL CHICAGO CERT DEPOS	06367BRX9	50,000,000.00	BMO_DIR			100.01	50,004,574.45	4,574.45	4,574.45	0.09	0.12
DTD 08/25/2020 0.220% 06/02/2021											
ROYAL BANK OF CANADA NY CERT DEPOS	78012UZQ1	50,000,000.00	RBC CAP			100.01	50,007,171.55	7,171.55	7,171.55	0.13	0.12
DTD 11/24/2020 0.230% 06/16/2021											
SVENSKA HANDELSBANKEN NY CERT DEPOS	86959RHV5	50,000,000.00	SVENSKA			100.03	50,012,871.55	12,871.55	12,871.55	0.17	0.18
DTD 07/15/2020 0.330% 07/01/2021											
NORDEA BANK AB NEW YORK CERT DEPOS	65558TC94	50,000,000.00	PIPER J			100.02	50,009,433.45	9,433.45	9,433.45	0.17	0.18
DTD 07/17/2020 0.290% 07/01/2021											
ROYAL BANK OF CANADA NY CERT DEPOS	78012UXY6	50,000,000.00	RBC CAP			100.00	50,001,703.35	1,703.35	1,703.35	0.17	0.18
DTD 09/29/2020 0.200% 07/01/2021											
SVENSKA HANDELSBANKEN NY CERT DEPOS	86959RKN9	50,000,000.00	CHASE			100.01	50,003,853.35	1,960.67	3,430.44	0.17	0.18
DTD 10/01/2020 0.225% 07/01/2021											



## Managed Account Fair Market Value & Analytics

For the Month Ending **April 30, 2021**

SAN BERNARDINO COUNTY - 76990800

Security Type/Description	Dated Date/Coupon/Maturity	CUSIP	Par	Broker	Next Call Date	Market Price	Market Value	Unreal G/L On Cost	Unreal G/L Amort Cost	Effective Duration	YTM at Mkt
<b>Certificate of Deposit</b>											
BANK OF AMERICA NA CERT DEPOS	06052TM23	50,000,000.00	BAML			100.00	50,001,704.20	1,704.20	1,704.20	0.17	0.18
DTD 10/09/2020 0.200% 07/01/2021											
BANK OF NOVA SCOTIA HOUS CERT DEPOS	06417MLZ6	50,000,000.00	SCOTIA			100.01	50,004,288.65	4,288.65	4,288.65	0.17	0.18
DTD 11/24/2020 0.230% 07/01/2021											
BANK OF NOVA SCOTIA HOUSTON CERT DEPOS	06417MKL8	100,000,000.00	SCOTIA			100.03	100,029,181.60	29,181.60	29,181.60	0.17	0.18
DTD 07/15/2020 0.350% 07/01/2021											
SWEDBANK NY CERT DEPOS	87019VQ59	25,000,000.00	DIRECT			100.01	25,001,882.30	1,882.30	1,882.30	0.19	0.18
DTD 01/06/2021 0.220% 07/07/2021											
NORDEA BANK ABP NEW YORK CERT DEPOS	65558T3J2	50,000,000.00	CASTLE			99.99	49,996,284.65	(3,715.35)	(3,715.35)	0.25	0.18
DTD 01/27/2021 0.150% 07/28/2021											
TORONTO DOMINION BANK NY CERT DEPOS	89114NN27	35,000,000.00	TOR DOM			100.06	35,020,025.36	(32,107.14)	3,810.23	0.26	0.21
DTD 07/02/2020 0.430% 08/02/2021											
BANK OF MONTREAL CHI FLOATING CERT DEPOS	06367BSQ3	50,000,000.00	BMO			100.02	50,009,650.00	9,650.00	9,650.00	0.01	0.20
DTD 08/28/2020 0.200% 08/02/2021											
ROYAL BANK OF CANADA NY CERT DEPOS	78012UYE9	50,000,000.00	RBC CAP			100.00	49,999,966.25	(33.75)	(33.75)	0.26	0.21
DTD 10/01/2020 0.210% 08/02/2021											
SVENSKA HANDELSBANKEN NY CERT DEPOS	86959RLB4	50,000,000.00	DIRECT			100.01	50,002,578.35	2,578.35	2,578.35	0.26	0.21
DTD 11/02/2020 0.230% 08/02/2021											
SVENSKA HANDELSBANKEN NY CERT DEPOS	86959RMS6	50,000,000.00	DIRECT			99.98	49,991,827.50	(8,172.50)	(8,172.50)	0.27	0.21
DTD 02/01/2021 0.150% 08/06/2021											
SWEDBANK (NEW YORK) CERT DEPOS	87019VT31	50,000,000.00	DIRECT			99.98	49,991,413.75	(8,586.25)	(8,586.25)	0.29	0.21
DTD 02/25/2021 0.150% 08/11/2021											
SWEDBANK (NEW YORK) CERT DEPOS	87019UVU0	25,000,000.00	DIRECT			99.98	24,995,666.90	(4,333.10)	(4,333.10)	0.29	0.21
DTD 03/23/2021 0.150% 08/12/2021											
SVENSKA HANDELSBANKEN NY CERT DEPOS	86959RLQ1	50,000,000.00	DIRECT			100.02	50,008,080.75	8,080.75	8,080.75	0.33	0.21
DTD 11/24/2020 0.260% 08/25/2021											



## Managed Account Fair Market Value & Analytics

For the Month Ending **April 30, 2021**

**SAN BERNARDINO COUNTY - 76990800**

Security Type/Description	Dated Date/Coupon/Maturity	CUSIP	Par	Broker	Next Call Date	Market Price	Market Value	Unreal G/L On Cost	Unreal G/L Amort Cost	Effective Duration	YTM at Mkt
<b>Certificate of Deposit</b>											
BANK OF NOVA SCOTIA HOUS CERT DEPOS	06417MMK8	50,000,000.00	SCOTIA			100.01	50,006,847.95	6,847.95	6,847.95	0.34	0.21
DTD 12/08/2020 0.250% 09/01/2021											
ROYAL BANK OF CANADA NY CERT DEPOS	78012UE35	50,000,000.00	RBC			99.98	49,989,660.30	(10,339.70)	(10,339.70)	0.34	0.21
DTD 01/28/2021 0.150% 09/01/2021											
SWEDBANK NY CERT DEPOS	87019VT23	50,000,000.00	DIRECT			99.99	49,993,049.75	(6,950.25)	(6,950.25)	0.35	0.21
DTD 02/26/2021 0.170% 09/02/2021											
SVENSKA HANDELSBANKEN NY CERT DEPOS	86959RPC8	50,000,000.00	DIRECT			99.98	49,991,442.35	(8,557.65)	(8,557.65)	0.43	0.21
DTD 03/15/2021 0.170% 10/01/2021											
TORONTO DOMINION BANK NY CERT DEPOS	89114W4P7	50,000,000.00	TOR DOM			99.98	49,991,442.75	(8,557.25)	(8,557.25)	0.43	0.21
DTD 03/17/2021 0.170% 10/01/2021											
SWEDBANK (NEW YORK) CERT DEPOS	87019VU96	25,000,000.00	DIRECT			99.98	24,995,639.43	(4,360.57)	(4,360.57)	0.44	0.21
DTD 03/29/2021 0.170% 10/04/2021											
TORONTO DOMINION BANK NY CERT DEPOS	89114W5B7	50,000,000.00	TOR DOM			99.98	49,991,166.75	(8,833.25)	(8,833.25)	0.44	0.21
DTD 03/24/2021 0.170% 10/06/2021											
TORONTO DOMINION BANK NY CERT DEPOS	89114W2H7	50,000,000.00	TOR DOM			99.95	49,974,321.15	(25,678.85)	(25,678.85)	0.51	0.26
DTD 02/26/2021 0.160% 11/01/2021											
TORONTO DOMINION BANK NY CERT DEPOS	89114W5K7	25,000,000.00	TOR DOM			99.94	24,984,521.15	(15,478.85)	(15,478.85)	0.69	0.26
DTD 03/30/2021 0.170% 01/03/2022											
TORONTO DOMINION BANK NY CERT DEPOS	89114W4H5	50,000,000.00	TOR DOM			99.95	49,975,910.25	(24,089.75)	(24,089.75)	0.69	0.26
DTD 03/15/2021 0.190% 01/03/2022											
BANK OF MONTREAL CHICAGO CERT DEPOS	06367CB48	50,000,000.00	BMO			99.94	49,969,244.75	(30,755.25)	(30,755.25)	0.77	0.28
DTD 02/16/2021 0.200% 02/01/2022											
TORONTO DOMINION BANK NY CERT DEPOS	89114W4E2	50,000,000.00	TOR DOM			99.95	49,973,098.50	(26,901.50)	(26,901.50)	0.77	0.28
DTD 03/15/2021 0.210% 02/01/2022											
ROYAL BANK OF CANADA NY CERT DEPOS	78012UJ55	50,000,000.00	RBC			99.95	49,974,610.20	(25,389.80)	(25,389.80)	0.85	0.28
DTD 03/15/2021 0.220% 03/01/2022											



## Managed Account Fair Market Value & Analytics

For the Month Ending **April 30, 2021**

**SAN BERNARDINO COUNTY - 76990800**

Security Type/Description	CUSIP	Par	Broker	Next Call Date	Market Price	Market Value	Unreal G/L On Cost	Unreal G/L Amort Cost	Effective Duration	YTM at Mkt
<b>Security Type Sub-Total</b>		<b>1,910,000,000.00</b>				<b>1,909,928,199.67</b>	<b>(125,825.51)</b>	<b>(88,438.37)</b>	<b>0.28</b>	<b>0.19</b>
<b>Bank Note</b>										
US BANK BANK NOTE (CALLABLE) DTD 11/16/2018 3.450% 11/16/2021	90331HNX7	10,000,000.00	MORGANST	10/15/21	101.50	10,149,580.00	163,380.00	152,085.66	0.45	0.69
US BANK NA CINCINNATI BKNT (CALLABLE) DTD 01/21/2020 1.800% 01/21/2022	90331HPJ6	8,000,000.00	MORGANST	12/21/21	100.99	8,079,320.00	82,120.00	80,335.05	0.64	0.43
US BANK NA CORP NOTE (CALLABLE) DTD 05/23/2019 2.650% 05/23/2022	90331HPC1	7,000,000.00	BARCLAYS	04/22/22	102.25	7,157,808.00	165,228.00	160,428.02	0.96	0.52
WELLS FARGO BANK NA CALLABLE BANK NOTE DTD 09/11/2019 2.082% 09/09/2022	94988J6A0	20,000,000.00	WELLSFAR	09/09/21	100.63	20,125,480.00	125,480.00	125,480.00	0.36	1.61
<b>Security Type Sub-Total</b>		<b>45,000,000.00</b>				<b>45,512,188.00</b>	<b>536,208.00</b>	<b>518,328.73</b>	<b>0.52</b>	<b>1.02</b>

### Asset-Backed Security

MBALT 2020-A A2 DTD 01/29/2020 1.820% 03/15/2022	58770FAB8	621,584.13	MUFG		100.13	622,407.42	848.84	833.76	0.87	1.67
TAOT 2019-C A2A DTD 08/14/2019 2.000% 04/15/2022	89238UAB6	36,200.50	JPM		100.06	36,221.28	22.46	21.38	0.05	1.94
HAROT 2019-3 A2 DTD 08/27/2019 1.900% 04/15/2022	43815NAB0	374,391.70	SOCGEN		100.09	374,713.68	348.19	331.49	0.07	1.81
MBART 2019-1 A2A DTD 09/25/2019 2.040% 06/15/2022	58769TAB1	387,752.25	MIZUHO		100.06	387,979.51	264.33	242.55	0.05	1.99
HAROT 2019-4 A2 DTD 11/26/2019 1.860% 06/20/2022	43813VAB4	1,951,032.87	CITI		100.23	1,955,505.03	4,592.74	4,525.57	0.15	1.66
HART 2019-B A2 DTD 11/06/2019 1.930% 07/15/2022	44891JAB4	229,405.33	RBC CAP		100.09	229,602.83	211.70	203.86	0.07	1.86
TAOT 2019-D A2 DTD 11/13/2019 1.920% 07/15/2022	89233MAB9	1,561,118.16	BARCLAYS		100.22	1,564,523.74	3,520.95	3,457.64	0.14	1.74
MBALT 2019-B A3 DTD 11/20/2019 2.000% 10/17/2022	58769QAC5	2,473,065.87	WELLSFAR		100.76	2,491,738.01	19,065.36	18,869.86	0.51	1.48
HAROT 2020-1 A2 DTD 02/26/2020 1.630% 10/21/2022	43813RAB3	3,779,563.08	JPM_CHAS		100.38	3,793,992.70	14,812.49	14,642.41	0.30	1.37





## Managed Account Fair Market Value & Analytics

For the Month Ending **April 30, 2021**

SAN BERNARDINO COUNTY - 76990800

Security Type/Description	Dated Date/Coupon/Maturity	CUSIP	Par	Broker	Next Call Date	Market Price	Market Value	Unreal G/L On Cost	Unreal G/L Amort Cost	Effective Duration	YTM at Mkt
<b>Asset-Backed Security</b>											
TAOT 2020-A A2	02/12/2020 1.670% 11/15/2022	89232HAB1	4,999,133.41	MUFG		100.34	5,016,283.94	17,212.02	17,184.91	0.24	1.44
MBALT 2020-A A3	01/29/2020 1.840% 12/15/2022	58770FAC6	5,000,000.00	MUFG		100.91	5,045,502.50	46,161.50	45,874.32	0.69	1.27
JOHN DEERE OWNER TRUST OTHER ABS	03/11/2020 1.010% 01/15/2023	47789KAB9	2,057,254.00	BOFA		100.21	2,061,530.00	4,421.45	4,363.27	1.69	0.89
HAROT 2019-1 A3	02/27/2019 2.830% 03/20/2023	43814WAC9	2,660,300.08	BK AMER		101.25	2,693,511.27	33,282.48	33,244.29	0.52	2.15
HAROT 2019-2 A3	05/29/2019 2.520% 06/21/2023	43815MAC0	7,027,482.35	JPMCHASE		101.44	7,128,705.50	101,485.27	101,361.10	0.64	1.83
JDOT 2019-A A3	03/13/2019 2.910% 07/15/2023	47789JAD8	2,743,887.36	CITI		101.40	2,782,297.94	38,747.80	38,581.85	0.50	2.26
TAOT 2019-A A3	02/13/2019 2.910% 07/15/2023	89239AAD5	5,417,955.09	SOC GEN		101.56	5,502,481.69	85,513.75	85,019.26	0.55	2.19
TAOT 2019-B A3	05/08/2019 2.570% 08/15/2023	89239JAD6	4,381,494.11	BAML		101.32	4,439,335.97	58,540.71	58,216.37	0.58	1.98
HAROT 2019-3 A3	08/27/2019 1.780% 08/15/2023	43815NAC8	4,750,000.00	SOCGEN		101.13	4,803,605.18	53,644.60	53,627.92	0.73	1.28
TAOT 2019-C A3	08/14/2019 1.910% 09/15/2023	89238UAD2	5,000,000.00	JPM		101.05	5,052,426.00	52,467.00	52,449.81	0.63	1.46
TLOT 2021-A A2	04/21/2021 0.270% 09/20/2023	89238EAB2	6,000,000.00	JPMCHAS		99.99	5,999,537.66	306.86	298.14	1.29	0.27
JDOT 2019-B A3	07/24/2019 2.210% 12/15/2023	47787OAC3	2,111,338.52	RBC		101.37	2,140,183.20	29,292.92	29,112.23	0.68	1.68
TAOT 2019-D A3	11/13/2019 1.920% 01/16/2024	89233MAD5	4,500,000.00	BARCLAYS		101.46	4,565,796.30	66,121.20	66,007.22	0.92	1.37
HAROT 2019-4 A3	11/26/2019 1.830% 01/18/2024	43813VAC2	9,000,000.00	CITI		101.50	9,135,338.40	136,942.20	136,389.24	0.93	1.27
HART 2019-B A3	11/06/2019 1.940% 02/15/2024	44891JAC2	3,750,000.00	RBC CAP		101.32	3,799,449.00	49,621.87	49,561.89	0.76	1.46
MBART 2019-1 A3	09/25/2019 1.940% 03/15/2024	58769TAD7	7,000,000.00	MIZUHO		101.18	7,082,891.20	83,855.10	83,510.39	0.72	1.52
TLOT 2021-A A3	04/21/2021 0.390% 04/22/2024	89238EAC0	4,500,000.00	JPMCHAS		100.07	4,502,947.43	3,472.58	3,467.79	2.04	0.37



## Managed Account Fair Market Value & Analytics

For the Month Ending **April 30, 2021**

SAN BERNARDINO COUNTY - 76990800

Security Type/Description	Dated Date/Coupon/Maturity	CUSIP	Par	Broker	Next Call Date	Market Price	Market Value	Unreal G/L On Cost	Unreal G/L Amort Cost	Effective Duration	YTM at Mkt
<b>Asset-Backed Security</b>											
HAROT 2020-1 A3		43813RAC1	10,000,000.00	JPM_CHAS		101.59	10,159,093.00	161,053.00	160,497.43	1.28	1.07
DTD 02/26/2020 1.610% 04/22/2024											
TAOT 2020-A A3		89232HAC9	15,000,000.00	MUFG		101.60	15,240,672.00	241,755.00	241,445.57	1.07	1.12
DTD 02/12/2020 1.660% 05/15/2024											
JOHN DEERE OWNER TRUST		47789KAC7	5,000,000.00	BOFA		100.98	5,049,025.00	49,330.50	49,251.95	1.18	0.80
DTD 03/11/2020 1.100% 08/15/2024											
CHAIT 2012-A7 A7		161571FO2	10,000,000.00	JPMCHASE		102.60	10,260,087.00	199,930.75	219,422.17	3.26	1.37
DTD 10/09/2012 2.160% 09/15/2024											
CHAIT 2020-A1 A1		161571HP2	8,000,000.00	JPMCHASE		102.10	8,167,640.80	169,473.60	169,025.88	3.61	0.95
DTD 02/18/2020 1.530% 01/15/2025											
<b>Security Type Sub-Total</b>			<b>140,312,958.81</b>				<b>142,085,025.18</b>	<b>1,726,319.22</b>	<b>1,741,041.52</b>	<b>1.19</b>	<b>1.32</b>
<b>Managed Account Sub-Total</b>			<b>9,455,512,941.61</b>			<b>9,548,327,720.94</b>	<b>89,001,993.67</b>	<b>82,617,186.65</b>	<b>82,617,186.65</b>	<b>1.12</b>	<b>0.25</b>
<b>Securities Sub-Total</b>			<b>\$9,455,512,941.61</b>			<b>\$9,548,327,720.94</b>	<b>\$89,001,993.67</b>	<b>\$82,617,186.65</b>	<b>\$82,617,186.65</b>	<b>1.12</b>	<b>0.25%</b>
<b>Accrued Interest</b>						<b>\$20,276,943.55</b>					
<b>Total Investments</b>						<b>\$9,568,604,664.49</b>					



**Managed Account Security Transactions & Interest**

For the Month Ending **April 30, 2021**

SAN BERNARDINO COUNTY - 76990800

Trade	Settle	Transaction Type	Security Description	CUSIP	Par	Principal Proceeds	Accrued Interest	Total	Realized G/L Cost	Realized G/L Amort Cost	Sale Method
BUY											
03/31/21	04/01/21	EXXON MOBIL CORP COMM PAPER	30229AX79	50,000,000.00	(49,965,875.00)	0.00	(49,965,875.00)				
		DTD 12/30/2020 0.000% 10/07/2021									
03/31/21	04/01/21	EXXON MOBIL CORP COMM PAPER	30229AY37	50,000,000.00	(49,958,000.00)	0.00	(49,958,000.00)				
		DTD 12/30/2020 0.000% 11/03/2021									
04/05/21	04/05/21	CALIFORNIA ASSET MANAGEMENT PROGRAM	CAMPMF025	136,000,000.00	(136,000,000.00)	0.00	(136,000,000.00)				
04/05/21	04/05/21	CALIFORNIA ASSET MANAGEMENT PROGRAM	CAMPMF025	44,000,000.00	(44,000,000.00)	0.00	(44,000,000.00)				
04/06/21	04/06/21	CALIFORNIA ASSET MANAGEMENT PROGRAM	CAMPMF025	285,000,000.00	(285,000,000.00)	0.00	(285,000,000.00)				
04/07/21	04/07/21	CREDIT AGRICOLE CIB NY COMM PAPER	22533TRK4	100,000,000.00	(99,997,666.67)	0.00	(99,997,666.67)				
04/08/21	04/08/21	DTD 12/21/2020 0.000% 04/19/2021									
04/08/21	04/08/21	CREDIT AGRICOLE CIB NY COMM PAPER	22533TRK4	50,000,000.00	(49,999,083.33)	0.00	(49,999,083.33)				
04/09/21	04/09/21	DTD 12/21/2020 0.000% 04/19/2021									
04/09/21	04/09/21	CREDIT AGRICOLE CIB NY COMM PAPER	22533TRC2	120,000,000.00	(119,999,400.00)	0.00	(119,999,400.00)				
04/12/21	04/12/21	DTD 12/21/2020 0.000% 04/12/2021									
04/12/21	04/12/21	BANK OF THE WEST MONEY MARKET FUND	BKOFWEST7	150,000,000.00	(150,000,000.00)	0.00	(150,000,000.00)				
04/12/21	04/12/21	CREDIT AGRICOLE CIB NY COMM PAPER	22533TRD0	27,000,000.00	(26,999,955.00)	0.00	(26,999,955.00)				
04/13/21	04/13/21	DTD 12/21/2020 0.000% 04/13/2021									
04/13/21	04/13/21	CREDIT AGRICOLE CIB NY COMM PAPER	22533TRE8	67,000,000.00	(66,999,888.33)	0.00	(66,999,888.33)				
04/13/21	04/13/21	DTD 12/21/2020 0.000% 04/14/2021									
04/13/21	04/13/21	BANK OF THE WEST MONEY MARKET FUND	BKOFWEST7	22,000,000.00	(22,000,000.00)	0.00	(22,000,000.00)				
04/13/21	04/20/21	INTL BK OF RECON AND DEV NOTE	459058JV6	75,000,000.00	(74,844,750.00)	0.00	(74,844,750.00)				
04/13/21	04/20/21	DTD 04/20/2021 0.125% 04/20/2023									
04/13/21	04/21/21	TLOT 2021-A A3	89238EAC0	4,500,000.00	(4,499,474.85)	0.00	(4,499,474.85)				
04/13/21	04/21/21	DTD 04/21/2021 0.390% 04/22/2024									



**Managed Account Security Transactions & Interest**

For the Month Ending **April 30, 2021**

SAN BERNARDINO COUNTY - 76990800

Transaction Type	Trade	Settle	Security Description	CUSIP	Par	Principal Proceeds	Accrued Interest	Total	Realized G/L Cost	Realized G/L Amort Cost	Sale Method
<b>BUY</b>											
	04/13/21	04/21/21	TL0T 2021-A A2	89238EAB2	6,000,000.00	(5,999,230.80)	0.00	(5,999,230.80)			
			DTD 04/21/2021 0.270% 09/20/2023								
	04/14/21	04/14/21	CREDIT AGRICOLE CIB NY COMM PAPER	22533TRF5	75,000,000.00	(74,999,875.00)	0.00	(74,999,875.00)			
			DTD 12/21/2020 0.000% 04/15/2021								
	04/14/21	04/14/21	COOPERATIVE RABOBANK UA COMM PAPER	21687ARF2	39,000,000.00	(38,999,945.83)	0.00	(38,999,945.83)			
			DTD 04/08/2021 0.000% 04/15/2021								
	04/15/21	04/15/21	CREDIT AGRICOLE CIB NY COMM PAPER	22533TRG3	75,000,000.00	(74,999,875.00)	0.00	(74,999,875.00)			
			DTD 12/21/2020 0.000% 04/16/2021								
	04/15/21	04/15/21	COOPERATIVE RABOBANK UA COMM PAPER	21687ARG0	56,000,000.00	(55,999,922.22)	0.00	(55,999,922.22)			
			DTD 04/08/2021 0.000% 04/16/2021								
	04/16/21	04/16/21	CREDIT AGRICOLE CIB NY COMM PAPER	22533TRK4	75,000,000.00	(74,999,625.00)	0.00	(74,999,625.00)			
			DTD 12/21/2020 0.000% 04/19/2021								
	04/16/21	04/16/21	COOPERATIVE RABOBANK UA COMM PAPER	21687ARK1	63,000,000.00	(62,999,737.50)	0.00	(62,999,737.50)			
			DTD 04/08/2021 0.000% 04/19/2021								
	04/19/21	04/19/21	COOPERATIVE RABOBANK UA COMM PAPER	21687ARL9	75,000,000.00	(74,999,895.83)	0.00	(74,999,895.83)			
			DTD 04/13/2021 0.000% 04/20/2021								
	04/19/21	04/19/21	CREDIT AGRICOLE CIB NY COMM PAPER	22533TRL2	76,000,000.00	(75,999,873.33)	0.00	(75,999,873.33)			
			DTD 12/21/2020 0.000% 04/20/2021								
	04/19/21	04/26/21	BANK OF NY MELLON CORP NOTES (CALLABLE)	06406RAS6	35,000,000.00	(34,962,550.00)	0.00	(34,962,550.00)			
			DTD 04/26/2021 0.500% 04/26/2024								
	04/19/21	04/26/21	BANK ON NY MELLON CORP FLT NOTES (CALLAB	06406RAT4	15,000,000.00	(15,000,000.00)	0.00	(15,000,000.00)			
			DTD 04/26/2021 0.270% 04/26/2024								



**Managed Account Security Transactions & Interest**

For the Month Ending **April 30, 2021**

SAN BERNARDINO COUNTY - 76990800

Transaction Type	Trade	Settle	Security Description	CUSIP	Par	Principal Proceeds	Accrued Interest	Realized G/L Cost	Realized G/L Amort Cost	Sale Method
<b>BUY</b>										
	04/20/21	04/20/21	CREDIT AGRICOLE CIB NY COMM PAPER	22533TRM0	63,000,000.00	(62,999,895.00)	0.00		(62,999,895.00)	
			DTD 12/21/2020 0.0000% 04/21/2021							
	04/21/21	04/21/21	CREDIT AGRICOLE CIB NY COMM PAPER	22533TRN8	40,000,000.00	(39,999,933.33)	0.00		(39,999,933.33)	
			DTD 12/21/2020 0.0000% 04/22/2021							
	04/22/21	04/22/21	CREDIT AGRICOLE CIB NY COMM PAPER	22533TRP3	100,000,000.00	(99,999,861.11)	0.00		(99,999,861.11)	
			DTD 04/15/2020 0.0000% 04/23/2021							
	04/27/21	04/30/21	FHMS K726 A1	3137BYLE8	25,000,000.00	(26,863,281.25)	(54,375.00)		(26,917,656.25)	
			DTD 06/01/2017 2.7000% 10/25/2023							
	04/28/21	04/28/21	COOPERATIVE RABOBANK UA COMM PAPER	21687ARV7	85,000,000.00	(84,999,881.94)	0.00		(84,999,881.94)	
			DTD 04/22/2021 0.0000% 04/29/2021							
	04/29/21	04/29/21	COOPERATIVE RABOBANK UA COMM PAPER	21687ARW5	105,000,000.00	(104,999,854.17)	0.00		(104,999,854.17)	
			DTD 08/26/2020 0.0000% 04/30/2021							
	04/30/21	04/30/21	CREDIT AGRICOLE CIB NY COMM PAPER	22533TS31	86,000,000.00	(85,999,785.00)	0.00		(85,999,785.00)	
			DTD 12/21/2020 0.0000% 05/03/2021							
<b>Transaction Type Sub-Total</b>					<b>2,274,500,000.00</b>	<b>(2,276,087,115.49)</b>	<b>(54,375.00)</b>		<b>(2,276,141,490.49)</b>	
<b>INTEREST</b>										
	04/01/21	04/01/21	JOHN DEERE CAPITAL CORP	24422EUT4	5,000,000.00	0.00	73,750.00		73,750.00	
			DTD 03/07/2019 2.9500% 04/01/2022							
	04/01/21	04/25/21	FHMS K729 A2	3137FCM43	16,500,000.00	0.00	43,119.99		43,119.99	
			DTD 12/01/2017 3.1360% 10/01/2024							
	04/01/21	04/25/21	FHMS K333 A1	3137F9ZD6	11,969,972.40	0.00	4,388.99		4,388.99	
			DTD 02/01/2021 0.4400% 12/01/2025							
	04/01/21	04/25/21	FHMS K045 A2	3137BHXJ1	25,000,000.00	0.00	62,979.18		62,979.18	
			DTD 05/01/2015 3.0230% 01/01/2025							
	04/01/21	04/25/21	FRESB 2021-SB82 A5	30318CAA5	4,996,548.14	0.00	2,789.74		2,789.74	
			DTD 01/01/2021 0.6700% 11/01/2025							



**Managed Account Security Transactions & Interest**

For the Month Ending **April 30, 2021**

SAN BERNARDINO COUNTY - 76990800

Transaction Type	Trade	Settle	Security Description	CUSIP	Par	Principal Proceeds	Accrued Interest	Total	Realized G/L Cost	Realized G/L Amort Cost	Sale Method
<b>INTEREST</b>											
	04/01/21	04/25/21	FHMS K033 A2 DTD 10/01/2013 3.060% 07/01/2023	3137B4WB8	2,800,000.00	0.00	7,140.00	7,140.00			
	04/01/21	04/25/21	FRESB 2021-SB83 DTD 02/01/2021 0.670% 01/01/2026	30318NAA1	3,995,599.88	0.00	2,097.69	2,097.69			
	04/01/21	04/25/21	FHMS KJ32 A1 DTD 11/01/2020 0.516% 06/01/2025	3137F72U8	2,576,218.80	0.00	1,107.77	1,107.77			
	04/01/21	04/25/21	FHMS KMP1 A2 DTD 09/01/2017 2.982% 08/01/2024	3137FATE8	50,000,000.00	0.00	124,250.00	124,250.00			
	04/04/21	04/04/21	INTER-AMERICAN DEVELOPMENT BANK NOTE	4581X0CC0	25,000,000.00	0.00	375,000.00	375,000.00			
	04/06/21	04/06/21	BANK OF MONTREAL CHI FLOATING CERT DEPOS	06367BSQ3	50,000,000.00	0.00	10,135.40	10,135.40			
	04/07/21	04/07/21	TOYOTA MOTOR CREDIT CORP CORP NOTES	89236TG18	15,000,000.00	0.00	135,000.00	135,000.00			
	04/10/21	04/10/21	JOHN DEERE CAPITAL CORP CORPORATE NOTES	24422EVJ5	3,000,000.00	0.00	6,033.33	6,033.33			
	04/12/21	04/12/21	FANNIE MAE NOTES DTD 04/12/2019 2.250% 04/12/2022	3135GOV59	75,000,000.00	0.00	843,750.00	843,750.00			
	04/12/21	04/12/21	TOYOTA MOTOR CREDIT CORP DTD 04/12/2019 2.650% 04/12/2022	89236TFX8	10,000,000.00	0.00	132,500.00	132,500.00			
	04/12/21	04/12/21	FEDERAL HOME LOAN BANKS NOTES DTD 10/12/2018 3.000% 10/12/2021	3130AF5B9	50,000,000.00	0.00	750,000.00	750,000.00			
	04/15/21	04/15/21	TAOT 2019-C A2A DTD 08/14/2019 2.000% 04/15/2022	89238UAB6	375,647.24	0.00	626.08	626.08			
	04/15/21	04/15/21	JOHN DEERE OWNER TRUST OTHER ABS	47789KAB9	2,442,460.35	0.00	2,055.74	2,055.74			
	04/15/21	04/15/21	FANNIE MAE NOTES DTD 10/18/2019 1.625% 10/15/2024	3135GOW66	25,000,000.00	0.00	203,125.00	203,125.00			



**Managed Account Security Transactions & Interest**

For the Month Ending **April 30, 2021**

SAN BERNARDINO COUNTY - 76990800

Transaction Type	Trade	Settle	Security Description	CUSIP	Par	Principal Proceeds	Accrued Interest	Total	Realized G/L Cost	Realized G/L Amort Cost	Sale Method
INTEREST											
	04/15/21	04/15/21	MBART 2019-1 A3	58769TAD7	7,000,000.00	0.00	11,316.67	11,316.67			
			DTD 09/25/2019 1.940% 03/15/2024								
	04/15/21	04/15/21	HAROT 2019-3 A2	43815NAB0	736,886.41	0.00	1,166.74	1,166.74			
			DTD 08/27/2019 1.900% 04/15/2022								
	04/15/21	04/15/21	TAOT 2019-D A2	89233MAB9	2,128,147.91	0.00	3,405.04	3,405.04			
			DTD 11/13/2019 1.920% 07/15/2022								
	04/15/21	04/15/21	MBART 2019-1 A2A	58769TAB1	889,887.33	0.00	1,512.81	1,512.81			
			DTD 09/25/2019 2.040% 06/15/2022								
	04/15/21	04/15/21	MBALT 2019-B A2	58769OAB7	279,454.98	0.00	468.09	468.09			
			DTD 11/20/2019 2.010% 12/15/2021								
	04/15/21	04/15/21	TAOT 2019-A A3	89239AAD5	5,963,244.53	0.00	14,460.87	14,460.87			
			DTD 02/13/2019 2.910% 07/15/2023								
	04/15/21	04/15/21	TAOT 2019-B A3	89239IAD6	4,804,620.90	0.00	10,289.90	10,289.90			
			DTD 05/08/2019 2.570% 08/15/2023								
	04/15/21	04/15/21	TAOT 2020-A A3	89232HAC9	15,000,000.00	0.00	20,750.00	20,750.00			
			DTD 02/12/2020 1.660% 05/15/2024								
	04/15/21	04/15/21	MBALT 2019-B A3	58769OAC5	2,500,000.00	0.00	4,166.67	4,166.67			
			DTD 11/20/2019 2.000% 10/17/2022								
	04/15/21	04/15/21	HART 2019-B A3	44891JAC2	3,750,000.00	0.00	6,062.50	6,062.50			
			DTD 11/06/2019 1.940% 02/15/2024								
	04/15/21	04/15/21	CHAIT 2012-A7 A7	161571FO2	10,000,000.00	0.00	18,000.00	18,000.00			
			DTD 10/09/2012 2.160% 09/15/2024								
	04/15/21	04/15/21	HART 2019-B A2	44891JAB4	442,653.96	0.00	711.94	711.94			
			DTD 11/06/2019 1.930% 07/15/2022								
	04/15/21	04/15/21	MBALT 2020-A A3	58770FAC6	5,000,000.00	0.00	7,666.67	7,666.67			
			DTD 01/29/2020 1.840% 12/15/2022								
	04/15/21	04/15/21	TAOT 2019-D A3	89233MAD5	4,500,000.00	0.00	7,200.00	7,200.00			
			DTD 11/13/2019 1.920% 01/16/2024								
	04/15/21	04/15/21	HAROT 2019-3 A3	43815NAC8	4,750,000.00	0.00	7,045.83	7,045.83			
			DTD 08/27/2019 1.780% 08/15/2023								
	04/15/21	04/15/21	JOHN DEERE OWNER TRUST	47789KAC7	5,000,000.00	0.00	4,583.34	4,583.34			
			DTD 03/11/2020 1.100% 08/15/2024								
	04/15/21	04/15/21	CHAIT 2020-A1 A1	161571HP2	8,000,000.00	0.00	10,200.00	10,200.00			
			DTD 02/18/2020 1.530% 01/15/2025								





**Managed Account Security Transactions & Interest**

For the Month Ending **April 30, 2021**

SAN BERNARDINO COUNTY - 76990800

Transaction Type	Trade	Settle	Security Description	CUSIP	Par	Principal Proceeds	Accrued Interest	Total	Realized G/L Cost	Realized G/L Amort Cost	Sale Method
<b>INTEREST</b>											
	04/15/21	04/15/21	MBALT 2020-A A2	58770FAB8	954,043.20	0.00	1,446.97	1,446.97			
			DTD 01/29/2020 1.820% 03/15/2022								
	04/15/21	04/15/21	TAOT 2020-A A2	89232HAB1	6,055,964.53	0.00	8,427.89	8,427.89			
			DTD 02/12/2020 1.670% 11/15/2022								
	04/15/21	04/15/21	JDOT 2019-A A3	47789JAD8	3,026,138.39	0.00	7,338.38	7,338.38			
			DTD 03/13/2019 2.910% 07/15/2023								
	04/15/21	04/15/21	BAACT 2018-A2 A2	05522RCZ9	10,000,000.00	0.00	25,000.00	25,000.00			
			DTD 05/17/2018 3.000% 09/15/2023								
	04/15/21	04/15/21	TAOT 2019-C A3	89238UAD2	5,000,000.00	0.00	7,958.34	7,958.34			
			DTD 08/14/2019 1.910% 09/15/2023								
	04/15/21	04/15/21	JDOT 2019-B A3	47787OAC3	2,337,076.07	0.00	4,304.12	4,304.12			
			DTD 07/24/2019 2.210% 12/15/2023								
	04/16/21	04/16/21	FREDDIE MAC NOTES	3137EAEY1	64,000,000.00	0.00	40,000.00	40,000.00			
			DTD 10/16/2020 0.125% 10/16/2023								
	04/18/21	04/18/21	HAROT 2019-1 A3	43814WAC9	2,956,414.72	0.00	6,972.21	6,972.21			
			DTD 02/27/2019 2.830% 03/20/2023								
	04/18/21	04/18/21	HAROT 2019-4 A3	43813VAC2	9,000,000.00	0.00	13,725.00	13,725.00			
			DTD 11/26/2019 1.830% 01/18/2024								
	04/18/21	04/18/21	HAROT 2019-4 A2	43813VAB4	2,707,486.72	0.00	4,196.60	4,196.60			
			DTD 11/26/2019 1.860% 06/20/2022								
	04/20/21	04/20/21	FREDDIE MAC NOTES	3137EAEQ8	50,000,000.00	0.00	93,750.00	93,750.00			
			DTD 04/20/2020 0.375% 04/20/2023								
	04/21/21	04/21/21	HAROT 2020-1 A2	43813RAB3	4,549,458.23	0.00	6,179.68	6,179.68			
			DTD 02/26/2020 1.630% 10/21/2022								
	04/21/21	04/21/21	HAROT 2020-1 A3	43813RAC1	10,000,000.00	0.00	13,416.67	13,416.67			
			DTD 02/26/2020 1.610% 04/22/2024								
	04/21/21	04/21/21	FEDERAL HOME LOAN BANK NOTES	3130AKDH6	64,000,000.00	0.00	39,777.79	39,777.79			
			DTD 10/22/2020 0.125% 10/21/2022								
	04/21/21	04/21/21	HAROT 2019-2 A3	43815MAC0	7,677,511.18	0.00	16,122.77	16,122.77			
			DTD 05/29/2019 2.520% 06/21/2023								
	04/22/21	04/22/21	FANNIE MAE NOTES	3135G03U5	50,000,000.00	0.00	156,250.00	156,250.00			
			DTD 04/24/2020 0.625% 04/22/2025								
	04/29/21	04/29/21	FHLMC (CALLABLE) NOTES	3134GVPP7	25,000,000.00	0.00	71,250.00	71,250.00			
			DTD 04/29/2020 0.570% 04/29/2024								



**Managed Account Security Transactions & Interest**

For the Month Ending **April 30, 2021**

SAN BERNARDINO COUNTY - 76990800

Transaction Type	Trade	Settle	Security Description	CUSIP	Par	Principal Proceeds	Accrued Interest	Total	Realized G/L Cost	Realized G/L Amort Cost	Sale Method
<b>INTEREST</b>											
	04/30/21	04/30/21	FIDELITY GOV'T MM FUND 2642	31607A703	0.00	0.00	8.22	8.22			
	04/30/21	04/30/21	CALIFORNIA ASSET MANAGEMENT PROGRAM	CAMPMF025	0.00	0.00	17,023.07	17,023.07			
	04/30/21	04/30/21	STONECASTLE FICA	FICAMF003	0.00	0.00	1,027.40	1,027.40			
	04/30/21	04/30/21	FEDERATED GOVT OBLIGATIONS FUND	608919718	0.00	0.00	28.80	28.80			
	04/30/21	04/30/21	BANK OF THE WEST MONEY MARKET FUND	BKOFWEST7	0.00	0.00	11,194.52	11,194.52			
	04/30/21	04/30/21	US TREASURY NOTES	912828M49	25,000,000.00	0.00	234,375.00	234,375.00			
			DTD 11/02/2015 1.875% 10/31/2022								
<b>Transaction Type Sub-Total</b>					<b>801,665,435.87</b>	<b>0.00</b>	<b>3,688,629.41</b>	<b>3,688,629.41</b>			

<b>MATURITY</b>											
04/01/21	04/01/21	04/01/21	BNP PARIBAS NY BRANCH COMM PAPER	09659BR10	100,000,000.00	100,000,000.00	0.00	100,000,000.00	83.33	0.00	
			DTD 07/14/2020 0.000% 04/01/2021								
04/01/21	04/01/21	04/01/21	ATLANTIC ASSET SEC LLC COMM PAPER	04821TR15	50,000,000.00	50,000,000.00	0.00	50,000,000.00	666.67	0.00	
			DTD 09/23/2020 0.000% 04/01/2021								
04/12/21	04/12/21	04/12/21	CREDIT AGRICOLE CIB NY COMM PAPER	22533TRC2	120,000,000.00	120,000,000.00	0.00	120,000,000.00	600.00	0.00	
			DTD 12/21/2020 0.000% 04/12/2021								
04/13/21	04/13/21	04/13/21	FANNIE MAE NOTES	3135GOU27	50,000,000.00	50,000,000.00	625,000.00	50,625,000.00	74,500.00	0.00	
			DTD 04/13/2018 2.500% 04/13/2021								
04/13/21	04/13/21	04/13/21	CREDIT AGRICOLE CIB NY COMM PAPER	22533TRD0	27,000,000.00	27,000,000.00	0.00	27,000,000.00	45.00	0.00	
			DTD 12/21/2020 0.000% 04/13/2021								
04/14/21	04/14/21	04/14/21	CREDIT AGRICOLE CIB NY COMM PAPER	22533TRF8	67,000,000.00	67,000,000.00	0.00	67,000,000.00	111.67	0.00	
			DTD 12/21/2020 0.000% 04/14/2021								
04/15/21	04/15/21	04/15/21	COOPERATIEVE RABOBANK UA COMM PAPER	21687ARF2	39,000,000.00	39,000,000.00	0.00	39,000,000.00	54.17	0.00	
			DTD 04/08/2021 0.000% 04/15/2021								
04/15/21	04/15/21	04/15/21	CREDIT AGRICOLE CIB NY COMM PAPER	22533TRF5	75,000,000.00	75,000,000.00	0.00	75,000,000.00	125.00	0.00	
			DTD 12/21/2020 0.000% 04/15/2021								



**Managed Account Security Transactions & Interest**

For the Month Ending **April 30, 2021**

SAN BERNARDINO COUNTY - 76990800

Transaction Type	Trade	Settle	Security Description	CUSIP	Par	Principal Proceeds	Accrued Interest	Total	Realized G/L Cost	Realized G/L Amort Cost	Sale Method
<b>MATURITY</b>											
	04/16/21	04/16/21	COOPERATIVE RABOBANK UA COMM PAPER	21687ARG0	56,000,000.00	56,000,000.00	0.00	56,000,000.00	77.78	0.00	
			DTD 04/08/2021 0.000% 04/16/2021								
	04/16/21	04/16/21	CREDIT AGRICOLE CIB NY COMM PAPER	22533TRG3	75,000,000.00	75,000,000.00	0.00	75,000,000.00	125.00	0.00	
			DTD 12/21/2020 0.000% 04/16/2021								
	04/19/21	04/19/21	STARBUCK FUNDING CORP COMM PAPER	85520LRK3	50,000,000.00	50,000,000.00	0.00	50,000,000.00	43,402.78	0.00	
			DTD 12/15/2020 0.000% 04/19/2021								
	04/19/21	04/19/21	INTER-AMERICAN DEVELOPMENT BANK NOTE	4581X0DB1	50,000,000.00	50,000,000.00	656,250.00	50,656,250.00	110,000.00	0.00	
			DTD 04/19/2018 2.625% 04/19/2021								
	04/19/21	04/19/21	CREDIT AGRICOLE CIB NY COMM PAPER	22533TRK4	100,000,000.00	100,000,000.00	0.00	100,000,000.00	2,333.33	0.00	
			DTD 12/21/2020 0.000% 04/19/2021								
	04/19/21	04/19/21	CREDIT AGRICOLE CIB NY COMM PAPER	22533TRK4	75,000,000.00	75,000,000.00	0.00	75,000,000.00	375.00	0.00	
			DTD 12/21/2020 0.000% 04/19/2021								
	04/19/21	04/19/21	CREDIT AGRICOLE CIB NY COMM PAPER	22533TRK4	50,000,000.00	50,000,000.00	0.00	50,000,000.00	916.67	0.00	
			DTD 12/21/2020 0.000% 04/19/2021								
	04/19/21	04/19/21	COOPERATIVE RABOBANK UA COMM PAPER	21687ARK1	63,000,000.00	63,000,000.00	0.00	63,000,000.00	262.50	0.00	
			DTD 04/08/2021 0.000% 04/19/2021								
	04/20/21	04/20/21	CREDIT AGRICOLE CIB NY COMM PAPER	22533TRL2	76,000,000.00	76,000,000.00	0.00	76,000,000.00	126.67	0.00	
			DTD 12/21/2020 0.000% 04/20/2021								
	04/20/21	04/20/21	COOPERATIVE RABOBANK UA COMM PAPER	21687ARL9	75,000,000.00	75,000,000.00	0.00	75,000,000.00	104.17	0.00	
			DTD 04/13/2021 0.000% 04/20/2021								
	04/21/21	04/21/21	STARBUCK FUNDING CORP COMM PAPER	85520LRM9	50,000,000.00	50,000,000.00	0.00	50,000,000.00	38,500.00	0.00	
			DTD 12/09/2020 0.000% 04/21/2021								



**Managed Account Security Transactions & Interest**

For the Month Ending **April 30, 2021**

SAN BERNARDINO COUNTY - 76990800

Transaction Type	Trade	Settle	Security Description	CUSIP	Par	Principal Proceeds	Accrued Interest	Total	Realized G/L Cost	Realized G/L Amort Cost	Sale Method
<b>MATURITY</b>											
	04/21/21	04/21/21	CREDIT AGRICOLE CIB NY COMM PAPER	22533TRM0	63,000,000.00	63,000,000.00	0.00	63,000,000.00	105.00	0.00	
			DTD 12/21/2020 0.0000% 04/21/2021								
	04/22/21	04/22/21	CREDIT AGRICOLE CIB NY COMM PAPER	22533TRN8	40,000,000.00	40,000,000.00	0.00	40,000,000.00	66.67	0.00	
			DTD 12/21/2020 0.0000% 04/22/2021								
	04/22/21	04/22/21	FEDERAL FARM CREDIT BANK NT (CALLED, OMD)	3133ELXC3	10,000,000.00	10,000,000.00	40,000.00	10,040,000.00	0.00	0.00	
			DTD 04/22/2020 0.8000% 04/22/2021								
	04/22/21	04/22/21	FEDERAL FARM CREDIT BANK NT (CALLED, OMD)	3133ELXC3	10,000,000.00	10,000,000.00	40,000.00	10,040,000.00	0.00	0.00	
			DTD 04/22/2020 0.8000% 04/22/2021								
	04/22/21	04/22/21	FEDERAL FARM CREDIT BANK NT (CALLED, OMD)	3133ELXC3	10,000,000.00	10,000,000.00	40,000.00	10,040,000.00	0.00	0.00	
			DTD 04/22/2020 0.8000% 04/22/2021								
	04/23/21	04/23/21	CREDIT AGRICOLE CIB NY COMM PAPER	22533TRP3	100,000,000.00	100,000,000.00	0.00	100,000,000.00	138.89	0.00	
			DTD 04/15/2020 0.0000% 04/23/2021								
	04/29/21	04/29/21	COOPERATIVE RABOBANK UA COMM PAPER	21687ARV7	85,000,000.00	85,000,000.00	0.00	85,000,000.00	118.06	0.00	
			DTD 04/22/2021 0.0000% 04/29/2021								
	04/30/21	04/30/21	NATIXIS NY BRANCH COMM PAPER	63873RW2	50,000,000.00	50,000,000.00	0.00	50,000,000.00	47,277.78	0.00	
			DTD 08/20/2020 0.0000% 04/30/2021								
	04/30/21	04/30/21	COOPERATIVE RABOBANK UA COMM PAPER	21687ARW5	105,000,000.00	105,000,000.00	0.00	105,000,000.00	145.83	0.00	
			DTD 08/26/2020 0.0000% 04/30/2021								
<b>Transaction Type Sub-Total</b>					<b>1,721,000,000.00</b>	<b>1,721,000,000.00</b>	<b>1,401,250.00</b>	<b>1,722,401,250.00</b>	<b>320,261.97</b>	<b>0.00</b>	

<b>PAYDOWNS</b>											
	04/01/21	04/25/21	FRESB 2021-SB82 A5	30318CAA5	471.38	471.38	0.00	471.38	(2.31)	0.00	
			DTD 01/01/2021 0.6700% 11/01/2025								
	04/01/21	04/25/21	FHMS KJ32 A1	3137F2U8	148,773.12	148,773.12	0.00	148,773.12	0.59	0.00	
			DTD 11/01/2020 0.5160% 06/01/2025								



**Managed Account Security Transactions & Interest**

For the Month Ending **April 30, 2021**

SAN BERNARDINO COUNTY - 76990800

Transaction Type	Trade	Settle	Security Description	CUSIP	Par	Principal Proceeds	Accrued Interest	Total	Realized G/L Cost	Realized G/L Amort Cost	Sale Method	
<b>PAYDOWNS</b>												
04/01/21	04/25/21	FRESB 2021-SB82 A5	30318CAA5	1,099.88	1,099.88	0.00	1,099.88	0.00	(5.40)	0.00		
		DTD 01/01/2021 0.670% 11/01/2025										
04/01/21	04/25/21	FHMS KJ33 A1	3137F9ZD6	24,201.24	24,201.24	0.00	24,201.24	0.00	0.77	0.00		
		DTD 02/01/2021 0.440% 12/01/2025										
04/01/21	04/25/21	FRESB 2021-SB83	30318NAA1	3,810.80	3,810.80	0.00	3,810.80	0.00	(17.90)	0.00		
		DTD 02/01/2021 0.670% 01/01/2026										
04/15/21	04/15/21	TAOT 2019-C A2A	89238UAB6	339,446.74	339,446.74	0.00	339,446.74	0.00	15.79	0.00		
		DTD 08/14/2019 2.000% 04/15/2022										
04/15/21	04/15/21	JOHN DEERE OWNER TRUST OTHER ABS	47789KAB9	385,206.35	385,206.35	0.00	385,206.35	0.00	27.23	0.00		
		DTD 03/11/2020 1.010% 01/15/2023										
04/15/21	04/15/21	TAOT 2019-B A3	89239JAD6	423,126.79	423,126.79	0.00	423,126.79	0.00	67.49	0.00		
		DTD 05/08/2019 2.570% 08/15/2023										
04/15/21	04/15/21	TAOT 2020-A A2	89232HAB1	1,056,831.12	1,056,831.12	0.00	1,056,831.12	0.00	13.00	0.00		
		DTD 02/12/2020 1.670% 11/15/2022										
04/15/21	04/15/21	MBALT 2020-A A2	58770FAB8	332,459.07	332,459.07	0.00	332,459.07	0.00	13.66	0.00		
		DTD 01/29/2020 1.820% 03/15/2022										
04/15/21	04/15/21	MBART 2019-1 A2A	58769TAB1	502,135.08	502,135.08	0.00	502,135.08	0.00	48.00	0.00		
		DTD 09/25/2019 2.040% 06/15/2022										
04/15/21	04/15/21	HART 2019-B A2	44891JAB4	213,248.63	213,248.63	0.00	213,248.63	0.00	13.20	0.00		
		DTD 11/06/2019 1.930% 07/15/2022										
04/15/21	04/15/21	JDOT 2019-B A3	477870AC3	225,737.55	225,737.55	0.00	225,737.55	0.00	47.92	0.00		
		DTD 07/24/2019 2.210% 12/15/2023										
04/15/21	04/15/21	TAOT 2019-A A3	89239AAD5	545,289.44	545,289.44	0.00	545,289.44	0.00	99.35	0.00		
		DTD 02/13/2019 2.910% 07/15/2023										
04/15/21	04/15/21	BAACT 2018-A2 A2	05522RCZ9	10,000,000.00	10,000,000.00	0.00	10,000,000.00	0.00	(170,312.50)	0.00		
		DTD 05/17/2018 3.000% 09/15/2023										
04/15/21	04/15/21	TAOT 2019-D A2	89233MAB9	567,029.75	567,029.75	0.00	567,029.75	0.00	41.91	0.00		
		DTD 11/13/2019 1.920% 07/15/2022										
04/15/21	04/15/21	MBALT 2019-B A2	58769QAB7	279,454.98	279,454.98	0.00	279,454.98	0.00	14.70	0.00		
		DTD 11/20/2019 2.010% 12/15/2021										
04/15/21	04/15/21	HAROT 2019-3 A2	43815NAB0	362,494.71	362,494.71	0.00	362,494.71	0.00	25.37	0.00		
		DTD 08/27/2019 1.900% 04/15/2022										



**Managed Account Security Transactions & Interest**

For the Month Ending **April 30, 2021**

SAN BERNARDINO COUNTY - 76990800

Transaction Type	Trade	Settle	Security Description	CUSIP	Par	Principal Proceeds	Accrued Interest	Total	Realized G/L Cost	Realized G/L Amort Cost	Sale Method
<b>PAYDOWNS</b>											
	04/15/21	04/15/21	MBALT 2019-B A3 DTD 11/20/2019 2.000% 10/17/2022	58769QAC5	26,934.13	26,934.13	0.00	26,934.13	4.28	0.00	
	04/15/21	04/15/21	JDOT 2019-A A3 DTD 03/13/2019 2.910% 07/15/2023	47789JAD8	282,251.03	282,251.03	0.00	282,251.03	34.69	0.00	
	04/18/21	04/18/21	HAROT 2019-1 A3 DTD 02/27/2019 2.830% 03/20/2023	43814WAC9	296,114.64	296,114.64	0.00	296,114.64	7.94	0.00	
	04/18/21	04/18/21	HAROT 2019-4 A2 DTD 11/26/2019 1.860% 06/20/2022	43813VAB4	756,453.85	756,453.85	0.00	756,453.85	46.75	0.00	
	04/21/21	04/21/21	HAROT 2019-2 A3 DTD 05/29/2019 2.520% 06/21/2023	43815MAC0	650,028.83	650,028.83	0.00	650,028.83	24.25	0.00	
	04/21/21	04/21/21	HAROT 2020-1 A2 DTD 02/26/2020 1.630% 10/21/2022	43813RAB3	769,895.15	769,895.15	0.00	769,895.15	77.99	0.00	
<b>Transaction Type Sub-Total</b>					<b>18,192,494.26</b>	<b>18,192,494.26</b>	<b>0.00</b>	<b>18,192,494.26</b>	<b>(169,713.23)</b>	<b>0.00</b>	

**SELL**

	04/01/21	04/01/21	CALIFORNIA ASSET MANAGEMENT PROGRAM CAMPMF025		60,000,000.00	60,000,000.00	0.00	60,000,000.00	0.00	0.00	FIFO
	04/01/21	04/01/21	CALIFORNIA ASSET MANAGEMENT PROGRAM CAMPMF025		60,000,000.00	60,000,000.00	0.00	60,000,000.00	0.00	0.00	FIFO
	04/01/21	04/01/21	BANK OF THE WEST MONEY MARKET FUND BKOFWEST7		8,000,000.00	8,000,000.00	0.00	8,000,000.00	0.00	0.00	FIFO
	04/01/21	04/01/21	BANK OF THE WEST MONEY MARKET FUND BKOFWEST7		47,000,000.00	47,000,000.00	0.00	47,000,000.00	0.00	0.00	FIFO
<b>Transaction Type Sub-Total</b>					<b>175,000,000.00</b>	<b>175,000,000.00</b>	<b>0.00</b>	<b>175,000,000.00</b>	<b>0.00</b>	<b>0.00</b>	
<b>Managed Account Sub-Total</b>					<b>(361,894,621.23)</b>	<b>(361,894,621.23)</b>	<b>5,035,504.41</b>	<b>(356,859,116.82)</b>	<b>150,548.74</b>	<b>0.00</b>	
<b>Total Security Transactions</b>					<b>(361,894,621.23)</b>	<b>(361,894,621.23)</b>	<b>5,035,504.41</b>	<b>(356,859,116.82)</b>	<b>150,548.74</b>	<b>\$0.00</b>	